

VoIP Gateway Solution



AddPac

AddPac Technology

Sales and Marketing

www.addpac.com

Contents

- VoIP Gateway Service Diagram
- VoIP Gateway Comparison Table
 - VoIP Gateways for SOHO (1~2 Port)
 - VoIP Gateways for SMB (~4 Port)
 - VoIP Gateways for Medium Size Business (~8 Port)
 - VoIP Gateways (~24 Port)
 - VoIP Gateways(~32 Port)
 - Large Capacity Analog VoIP Gateways(~256 Port)
 - Digital VoIP Gateways(1~16 E1/T1)
- VoIP Modules for Rack Mountable Equipment
- AddPac VoIP Gateway Service Features
- AddPac VoIP Gateway Management




VoIP Gateways for SOHO(1~2Port)

Product	AP100		AP100B		AP190	AP200		AP300	
									
Model	Type	VoIP	Type	VoIP		Type	VoIP	Type	VoIP
	P	PSTN Backup	B	2FXS, PSTN Backup		B	2FXS, PSTN Backup	B	2FXS, PSTN Backup
						D	2FXO		
						E	1FXS, 1FXO		
VoIP Ports	1		2		1	2		2	
Signaling	SIP, H.323		SIP, H.323		SIP,H.323	SIP, H.323		SIP, H.323	
Module Slot	N/A		N/A		N/A	N/A		N/A	
LAN Port	2		2		2	2		2	
Console	N/A		N/A		Support	Support		Support	
Power	External Adaptor		External Adaptor		External Adaptor	External Adaptor		External Adaptor	

VoIP Gateways for SMB (4 Port)

Product	AP700		AP1000	AP1002	AP1005	AP800	
							
Model	Type	VoIP				Type	VoIP
	P	1-Port PSTN Backup				A	1-Port PSTN Backup
						B	4-Port PSTN Backup
VoIP Ports	4-Port FXS		4-Port FXS	2-Port FXS & 2-Port FXO	4-Port FXO	4-Port FXS	
Signaling	SIP, H.323		SIP, H.323	SIP, H.323	SIP, H.323	SIP, H.323	
Module Slot	N/A		N/A	N/A	N/A	N/A	
LAN Port	2		2	2	2	2	
Console	Support		Support	Support	Support	Support	
Power	External Adaptor		External Adaptor	External Adaptor	External Adaptor	External Adaptor	




VoIP Gateways for MB (8Port)

Product	AP900		AP1100		AP1200	
						
Model	Type	VoIP	Type	VoIP	Type	VoIP
	A	4 FXS, 4 FXO	A	4 FXS, 4 FXO	A	4 FXS, 1 FXO
	B	8 FXS	B	8 FXS	B	8 FXS, 1 FXO
	C	8 FXO	C	8 FXO		
VoIP Ports	Up to 8-Port		Up to 8-Port		Up to 8-Port	
Signaling	SIP, H.323		SIP, H.323		SIP, H.323	
Module Slot	N/A		N/A		N/A	
LAN Port	2		2		2	
Console	Support		Support		Support	
Power	External Adaptor		External Adaptor		External Adaptor	




VoIP Gateways (~24Port)

Product	AP1700	AP1800	AP2610	AP2620	AP2120N	AP2330
						
Available Modules	AP-FXS4 AP-FXO4 AP-FXS2O2 AP-E&M4 AP-E1	AP-N1-FXS8 AP-N1-FXO8 AP-N1-FXS4O4 AP-N1-E1	AP-FXS4 AP-FXO4 AP-FXS2O2 AP-E&M4	AP-FXS4 AP-FXO4 AP-FXS2O2 AP-E&M4 AP-E1	AP-N1-FXS8 AP-N1-FXO8 AP-N1-FXS4O4	AP-N1-FXS8 AP-N1-FXO8 AP-N1-FXS4O4
Analog Ports	Up to 8	Up to 16	Up to 4	Up to 8	Up to 16	Up to 24
Signaling	SIP, H.323	SIP, H.323	SIP, H.323	SIP, H.323	SIP, H.323	SIP, H.323
Digital E1/T1	Up to 2E1	Up to 2E1	N/A	Up to 2E1	N/A	N/A
E&M	Support	N/A*	Support	Support	Support	N/A*
Module Slot	Two(2)	Two(2)	One(1)	Two(2)	Two(2)	Three(3)
LAN Port	2	2	2	2	2	2
Console	1	1	1	1	1	1
Power	Single PSU	Single PSU	Single PSU	Single PSU	Single PSU	Single PSU





VoIP Gateways (~32Port)

Product	AP2340	AP2640	AP2650
			
Available Modules	AP-N1-FXS8 AP-N1-FXO8 AP-N1-FXS404	AP-FXS8 AP-FXO8 AP-FXS404 AP-E&M8 AP-E1	AP-FXS8 AP-FXO8 AP-FXS404 AP-E&M8 AP-E1
Analog Ports	Up to 32	Up to 32	Up to 32
Signaling	SIP, H.323	SIP, H.323	SIP, H.323
Digital E1/T1	N/A	Up to 2E1	Up to 2E1
E&M	N/A*	Support	Support
Module Slot	Four(4)	Four(4)	Four(4)
LAN Port	2	2	2
Console	1	1	1
Power	Single PSU	Single PSU	Dual PSU

Large Capacity VoIP Gateways


Product	AP3100P	AP6500	AP6800
			
Available VoIP Modules	AP-FXS4, AP-FXO4 AP-FXS2O2, AP-E&M4	AP-N1-FXS32 AP-N1-FXO32	AP-N1-FXS32 AP-N1-FXO32
Analog Ports	Up to 60 (4Port Module x 15)	Up to 128 (32 Port Module x 4)	Up to 256 (32 Port Module x 8)
Signaling	SIP, H.323	SIP, H.323	SIP, H.323
CPU Redundancy (Dual CPU)	N/A	Support (Option)	Support (Option)
E&M	Support	N/A	N/A
Module Slot for VoIP Module	15 Slots	4 Slots	8 Slots
LAN Port	2	2	2
Console	1	1	1
Dual Power Supply (Option)	Support	Support	Support

Digital VoIP Gateways (1~16 E1/T1)

Product	AP1850	AP-MG3000	AP-MG3800	AP-MG5000
				
Available Modules	AP-N1-E1 AP-N1-2E1	APv2-1E1 APv2-2E1 APv2-4E1	HIM-VoIP4E1 (4 E1/T1 Module)	HIM-4E1 (4 E1/T1 Module)
VoIP Signaling	SIP, H.323	SIP, H.323	SIP, H.323	SIP, H.323
Digital E1/T1	Up to 4E1	Up to 4E1	Up to 8 E1	Up to 16E1
Digital Signaling	ISDN PRI, R2	ISDN PRI, R2	ISDN PRI, R2	ISDN PRI, R2
Module Slot	Two(2)	Two(2)	Two(2)	Four(4)
LAN Port	2	2	2	2
Console	1	1	1	1
Power	Single PSU	Single PSU	Single PSU	Dual PSU









VoIP Modules



Target :
AP2610, AP2620, AP1700,
AP3100P





VoIP Modules

DSP

Target	VoIP Modules	Module Features	Module Picture
AP1700,AP2610 AP2620,AP3100P	AP-FXS4	4-Port FXS Module	
AP1700,AP2610 AP2620,AP3100P	AP-FXO4	4-Port FXO Module	
AP1700,AP2610 AP2620,AP3100P	AP-FXS2O2	2-Port FXS&2-Port FXO Module	
AP1700,AP2610 AP2620,AP3100P	AP-E&M4	4-Port E&M Module	
AP1700,AP2610 AP2620,AP3100P	AP-FXS3O1	3-Port FXS&1-Port FXO Module	
AP1700, AP2620	AP-E1	1-Port Digital E1/T1 Module	

Additional VoIP Modules

DSP







Target	Voice Modules	Module Features	Module Picture
AP2610, AP2620	AP-MP3	1-Pair Audio-In/Out Port, Direct MIC-In, Headphone High Quality Audio Band IP Broadcasting	
AP2610 AP2620	AP-AUDIO2	2-Pair Audio-In/Out Ports Voice Band IP Broadcasting	
AP2610, AP2620	AP-AUD1S3	1-Pair Audio-In/Out Ports, FXS Analog Interface Voice Band IP Broadcasting	
AP2610, AP2620	AP-AUD1S2O1	1-Pair Audio-In/Out Ports, FXS 2-Ports, FXO 1-Port Voice Band IP Broadcasting	




Target :
AP2120N, AP2640, AP2650

VoIP Modules

DSP






Target	VoIP Modules	Module Features	Module Picture
AP2120N AP2640 AP2650	AP-FXS8	8-Port FXS Module	
AP2120N AP2640 AP2650	AP-FXO8	8-Port FXO Module	
AP2120N AP2640 AP2650	AP-FXS4O4	4-Port FXS&4-Port FXO Module	
AP2120N AP2640 AP2650	AP-E&M8	8-Port E&M Module	
AP2640 AP2650	AP-E1	1-Port Digital E1/T1 Module	
AP2640 AP2650	AP-2E1	2-Port Digital E1/T1 Module	



Target :
AP1800, AP2330, AP2340,
AP1850

VoIP Modules

DSP



Target	VoIP Modules	Module Features	Module Picture
AP1800 AP2330 AP2340	AP-N1-FXS8	8-Port FXS Module	
AP1800 AP2330 AP2340	AP-N1-FXO8	8-Port FXO Module	
AP1800 AP2330 AP2340	AP-N1-FXS4O4	4-Port FXS&4-Port FXO Module	
AP1800 AP1850	AP-N1-E1	1-Port Digital E1/T1 Module	
AP1800 AP1850	AP-N1-2E1	2-Port Digital E1/T1 Module	



Target :
AP6500, AP6800

VoIP Modules

DSP




Target	VoIP Modules	Module Features	Module Picture
AP6500 AP6800	AP-N1-FXS32	32-Port FXS Module	
AP6500 AP6800	AP-N1-FXO32	32-Port FXO Module	



Target :
AP-MG3000

VoIP Modules

DSP


Target	VoIP Modules	Module Features	Module Picture
AP-MG3000	APv2-1E1	1-Port Digital E1/T1 Module	 A black VoIP module with a single RJ45 port on the front panel. The top of the module is labeled 'APv2-1E1'.
AP-MG3000	APv2-2E1	2-Port Digital E1/T1 Module	 A black VoIP module with two RJ45 ports on the front panel. The top of the module is labeled 'APv2-2E1'.
AP-MG3000	APv2-4E1	4-Port Digital E1/T1 Module	 A black VoIP module with four RJ45 ports on the front panel. The top of the module is labeled 'APv2-4E1'.



Target :
AP-MG3800, AP-MG5000

VoIP Modules

DSP

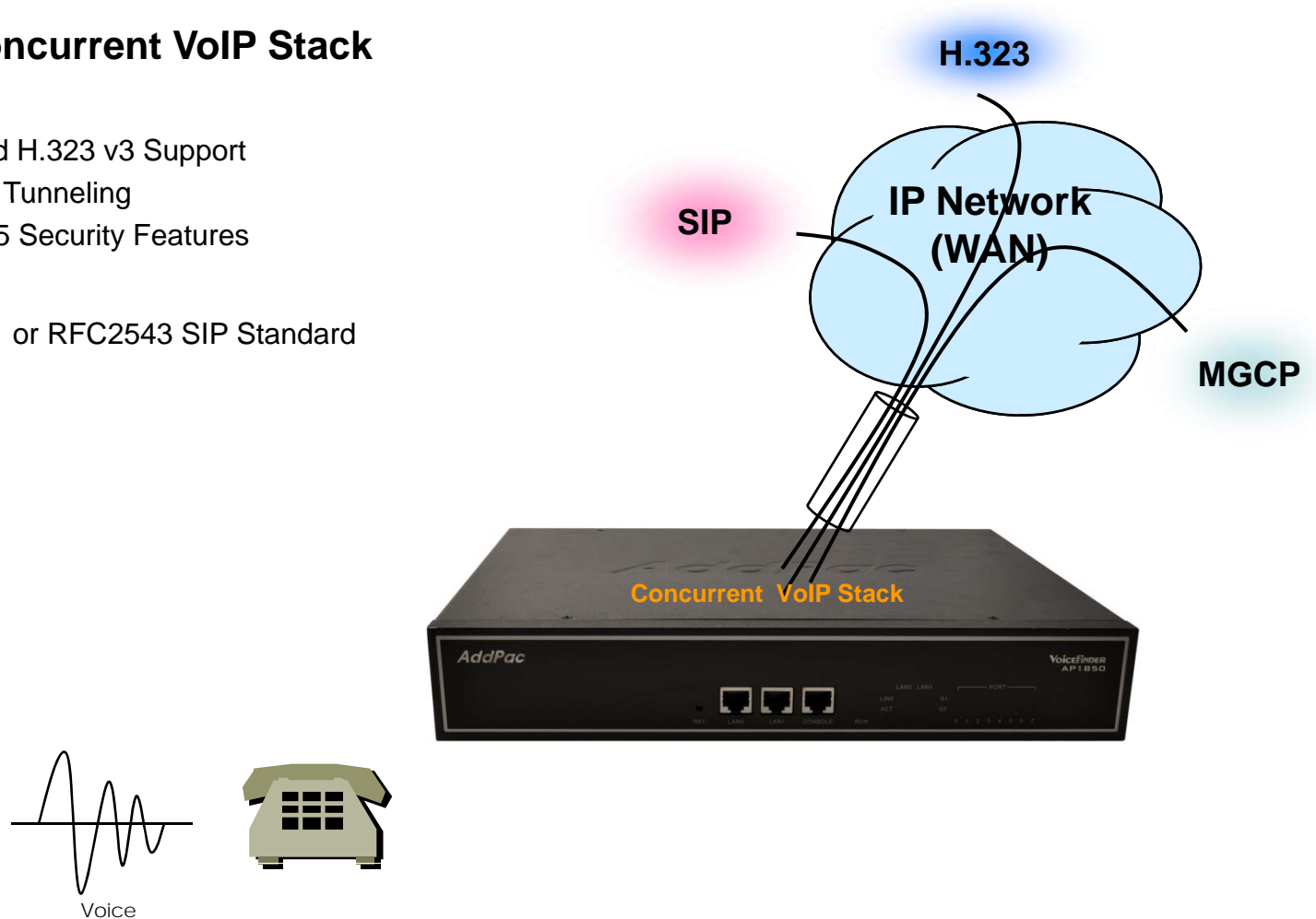
Target	VoIP Modules	Module Features	Module Picture
AP-MG3800, AP-MG5000	HIM-VOIP4E1	4-Port Digital E1/T1 Module	



VoIP Gateway Service Features

VoIP (Voice over IP) Service

- **H.323, SIP Concurrent VoIP Stack**
- **H.323**
 - ITU-T Standard H.323 v3 Support
 - Support H.245 Tunneling
 - Including H.235 Security Features
- **SIP**
 - IETF RFC3261 or RFC2543 SIP Standard



VoIP (Voice over IP) Service

- **H.323**

- Fast connect, normal connect support
- H.245 tunneling support
- Q.931 response message setting for inbound VoIP calls
- H.245 logical channel open timing selection function
- Start H.245 procedure support
- DTMF / Hook flash relay with H.245 alphanumeric / signal
- Secondary gatekeeper support
- Gatekeeper assignment according to the domain name
- Gatekeeper discovery with multicast
- Lightweight RRQ support
- Signaling TCP port assignment
- Resource threshold setting with RAI
- H.235 clear-token, crypto-token support
- canMapAlias support
- Technical prefix (supported prefix) support
- Public IP assignment in NAT environment

- **SIP**

- Gateway-based / Endpoint-based registration support
- Secondary proxy-server assignment function
- SIP signaling port change function
- SIP proxy server assignment according to the domain name
- T.38 real-time fax relay support
- DTMF relay support with RFC2833 / OPTION message
- Re-INVITE support

VoIP (Voice over IP) Service

- **Voice Codec**

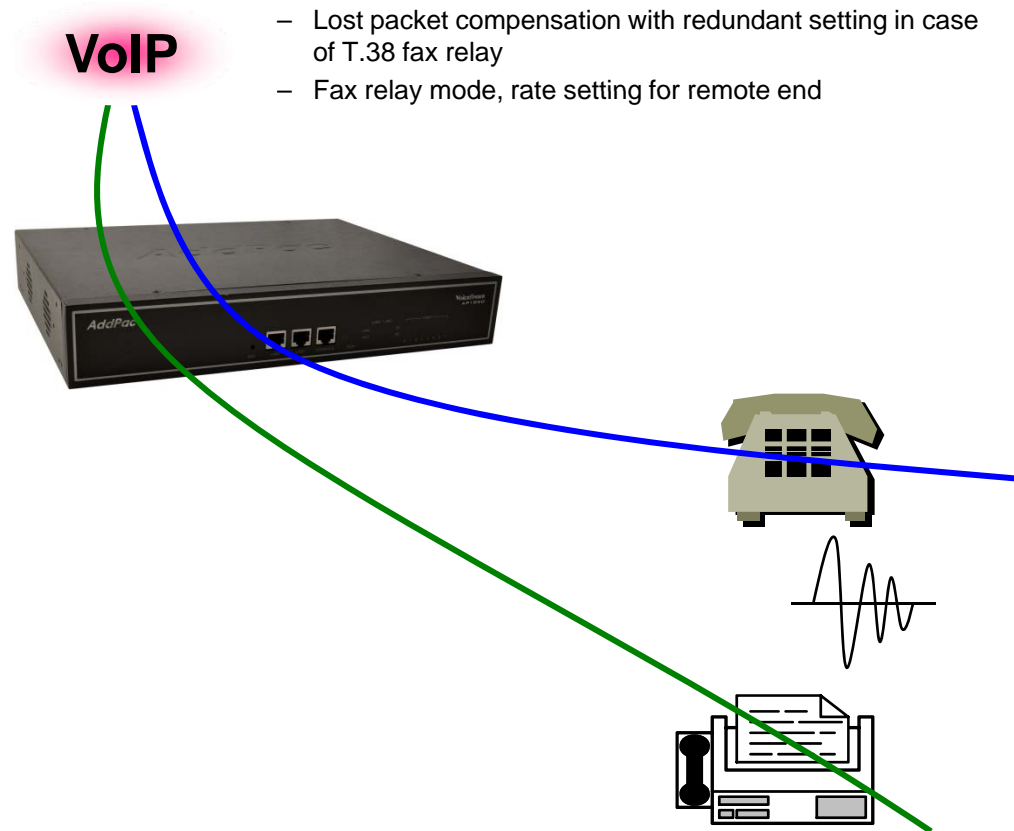
- G.711 A-Law, G.711 U-Law
- G.726 r16, G.726 r32
- G.729A
- G.723.1 r63, G.723.1 r53
- VAD (Voice Activity Detection) function support
- DTMF relay support (H.323, SIP, MGCP common) based on RFC2833

- **RTP**

- Redundant RTP packet transmission in case of severe packet loss
- Dynamic jitter buffer management and RTP packet jitter and loss compensation with heuristic & DSP error concealment
- Static jitter buffer setting support
- Voice frame per RTP packet number control for each codec
- In-band ring-back tone support
- Virtual ring-back tone support
- Tone parameter change support

- **FAX**

- Fax relay mode supporting T.38, inband-T.38, bypass mode
- Lost packet compensation with redundant setting in case of T.38 fax relay
- Fax relay mode, rate setting for remote end



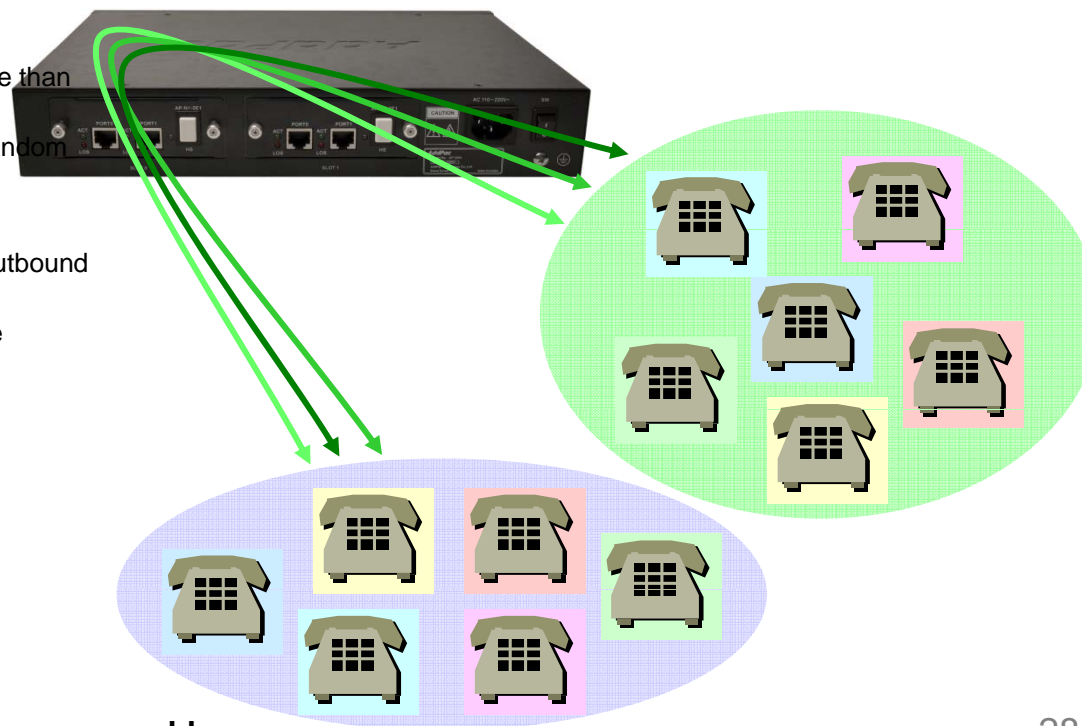
VoIP (Voice over IP) Service

• VoIP Call Controls

- Hot line connection function with PLAR (Private Line Auto Ring Down)
- Leased line emulation function
- Connection monitoring function
- Fault tolerant with Redundancy and Call Distribution among Gateways for load balancing
- Call attempt with IP address
- H.323, SIP, MGCP inbound call connection for each voice port
- Multiple E.164 setting for one voice port
- One E.164 or digit pattern can be assigned to more than one voice port
- Hunting with Longest match/ priority/ sequence/ random
- One stage call setup by Digit forwarding
- Call barring with specific digit patterns
- Calling and called number conversion for PSTN outbound calls
- PSTN rerouting in case of VoIP call attempt failure

• VoIP Call Controls (cont.)

- Call transfer for internal calls
- Call pickup for internal calls
- Calling and called number conversion for VoIP outbound calls
- Calling and called number conversion for VoIP inbound calls
- Fax broadcasting call control



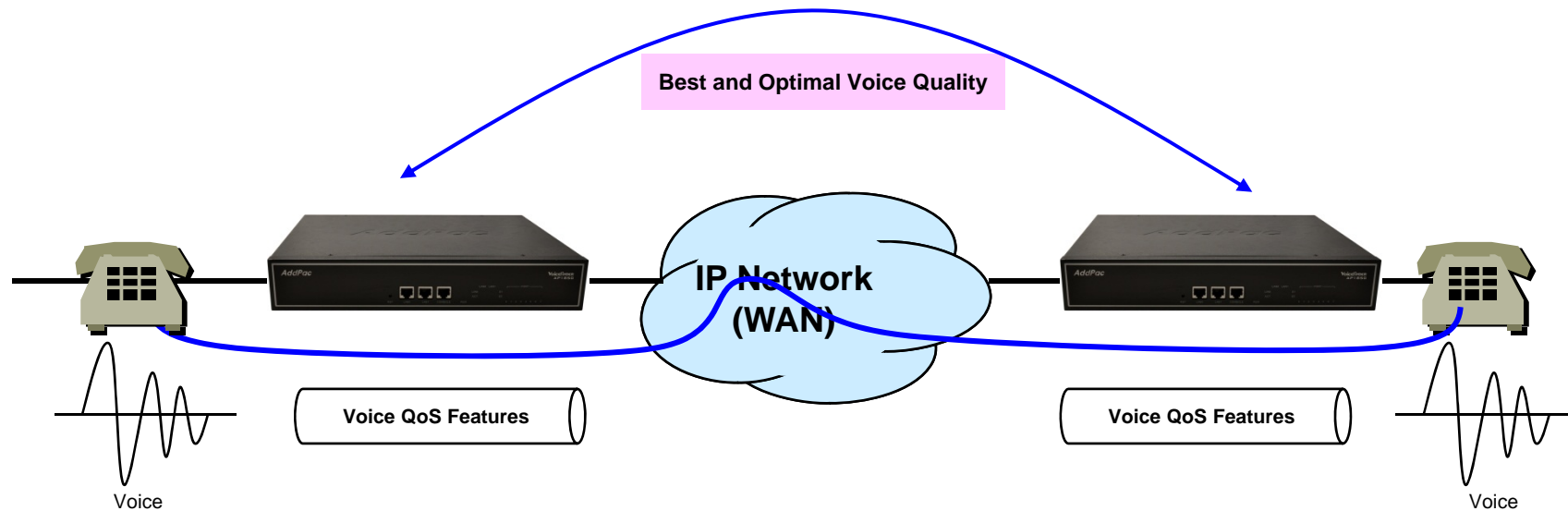
Advanced QoS Features

- **Enhances Transmit Voice QoS Features**

- Voice Traffic Priority Queuing
- QoS Service Profiling
- Providing Virtual Network Transmit Algorithm
- Real-time Voice Traffic QoS Support
- RTP Packet Transmit Interval Control
- Supporting RTP Packet Redundancy Scheme
- IP Header Control such as ToS, Diffserv

- **Enhances Receive Voice QoS Features**

- Dynamic Jitter Buffer Management
- Error Concealment
- Support T.38 FAX Data Error Recovery Scheme



Network Protocols

- **Basic Network Protocols**

- ARP, IPv4, TCP, UDP, ICMP, SCTP, IGMP, MLD

- **Routing Protocol**

- IPv4 : Static

- **Service Protocol**

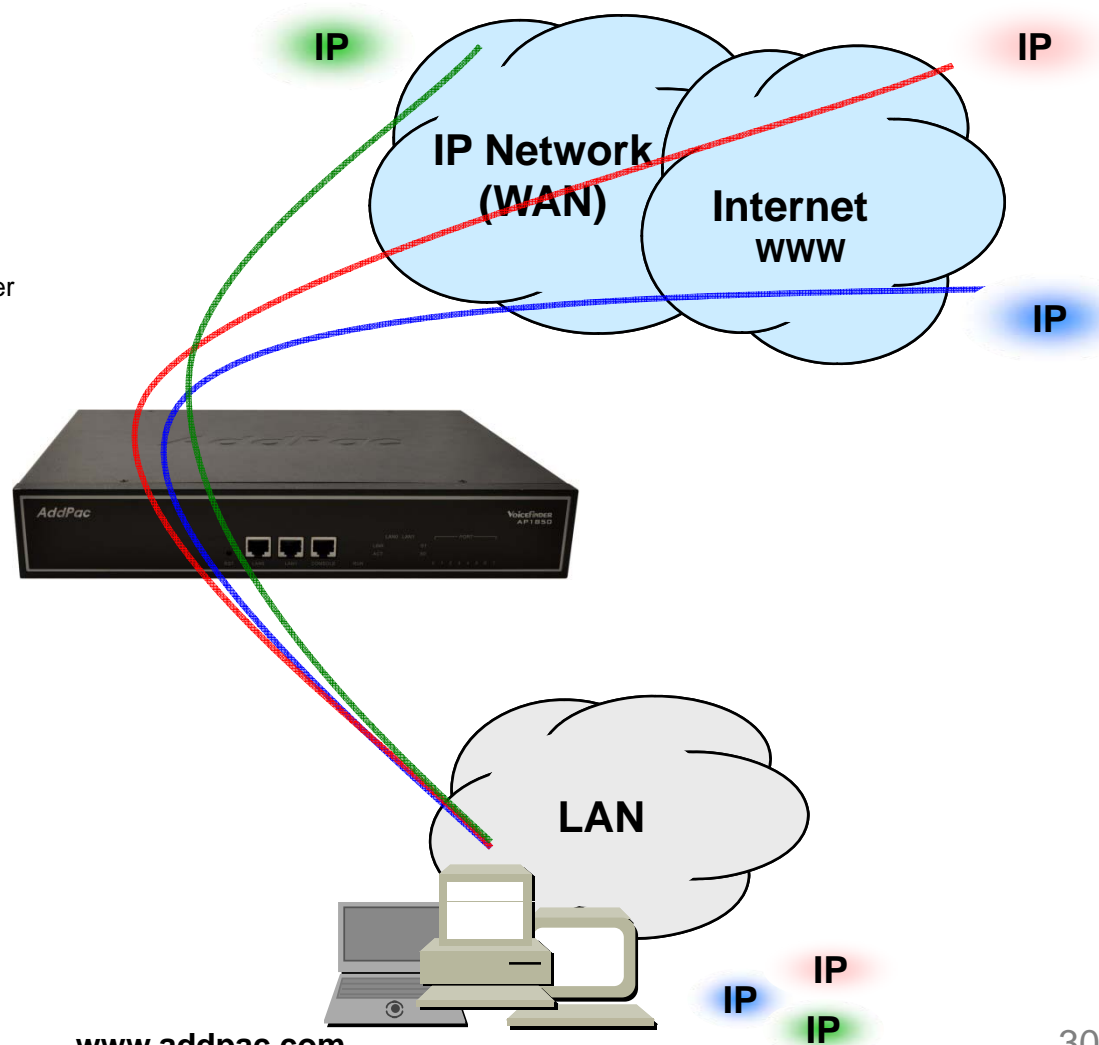
- FTP, Telnet, TFTP, DHCP Server/Relay, SNMP Server
- CDP (Cisco Discovery Protocol)
- DNS Resolver , DDNS(nsupdate)
- Bridge
- Syslog

- **IPv4 Address Configuration**

- Fixed (Static)
- DHCP
- PPPoE

- **Miscellaneous**

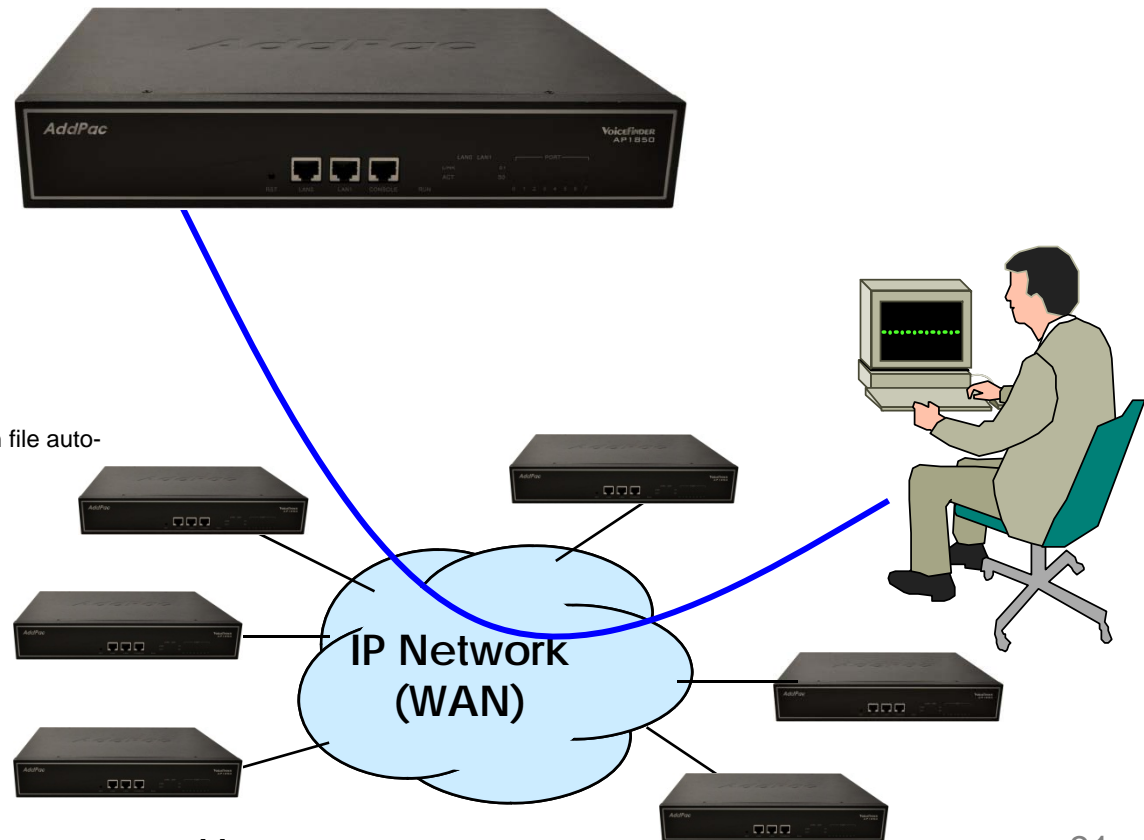
- Cisco Style CLI
- Standard & Extended IPv4 Access List
- Multi-level User Account Management
- IP accounting
- STUN Client



Network Management

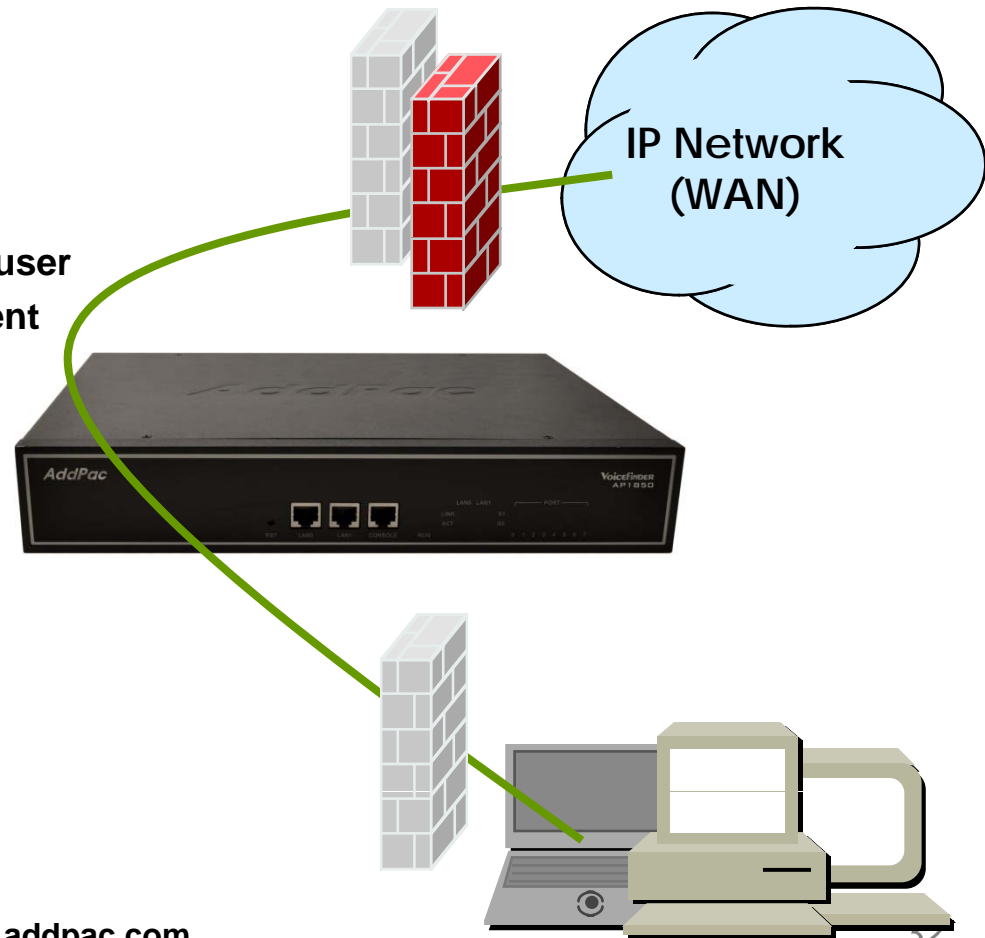
- **SNMP**
 - Standard Simple Network Management Protocol(SNMP) Agent support
 - MIB v1 and v2 Support
- **Web-based Management**
 - Smart Easy Setup
 - Standard Voice Interface
 - Standard PSTN Back-up Interface
- **Watch-dog Function**
 - Hardware, Software watch-dog services
- **Remote Management**
 - Telnet
 - Rlogin
- **Auto Upgrade Service**
 - HTTP server based APOS image and configuration file auto-upgrade support
- **Batch Job Function**
 - Text based script downloading

- **Interoperable with AP-VPMS Service**
 - AddPac VoIP Plug & Play Management System (AP-VPMS)



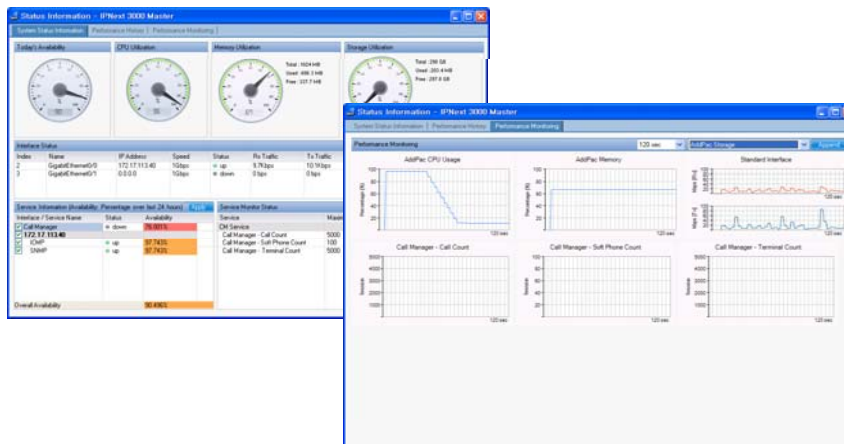
Security Management

- IP packet filtering
- IP access list
- User authentication function
 - Password Authentication Protocol (PAP)
 - Challenge Handshake Authentication Protocol (CHAP)
- Enable/Disable specific protocols
- Auto-square connect of Telnet session
- Account Management function for multi-level user
- SNMP/TELNET/FTP/HTTP/TFTP port assignment function
- SNMP/TELNET/FTP access list management
- Boot mode security checking function



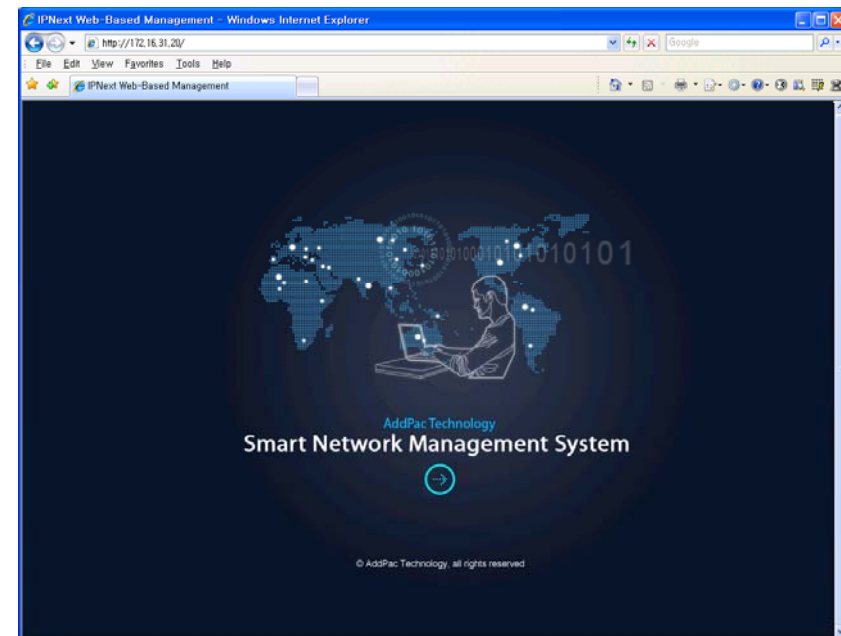
Smart NMS

Smart Network Management System for VoIP Gateway



Contents

- System Requirement
- Smart NMS Networking Diagram
- Web-based Management
- Network Resource Management
- Device Fault Management
- Device Fault History Management
- Device Status Information
- Notification Management
- Fault Statistics
- Model & Service Management



System Requirement

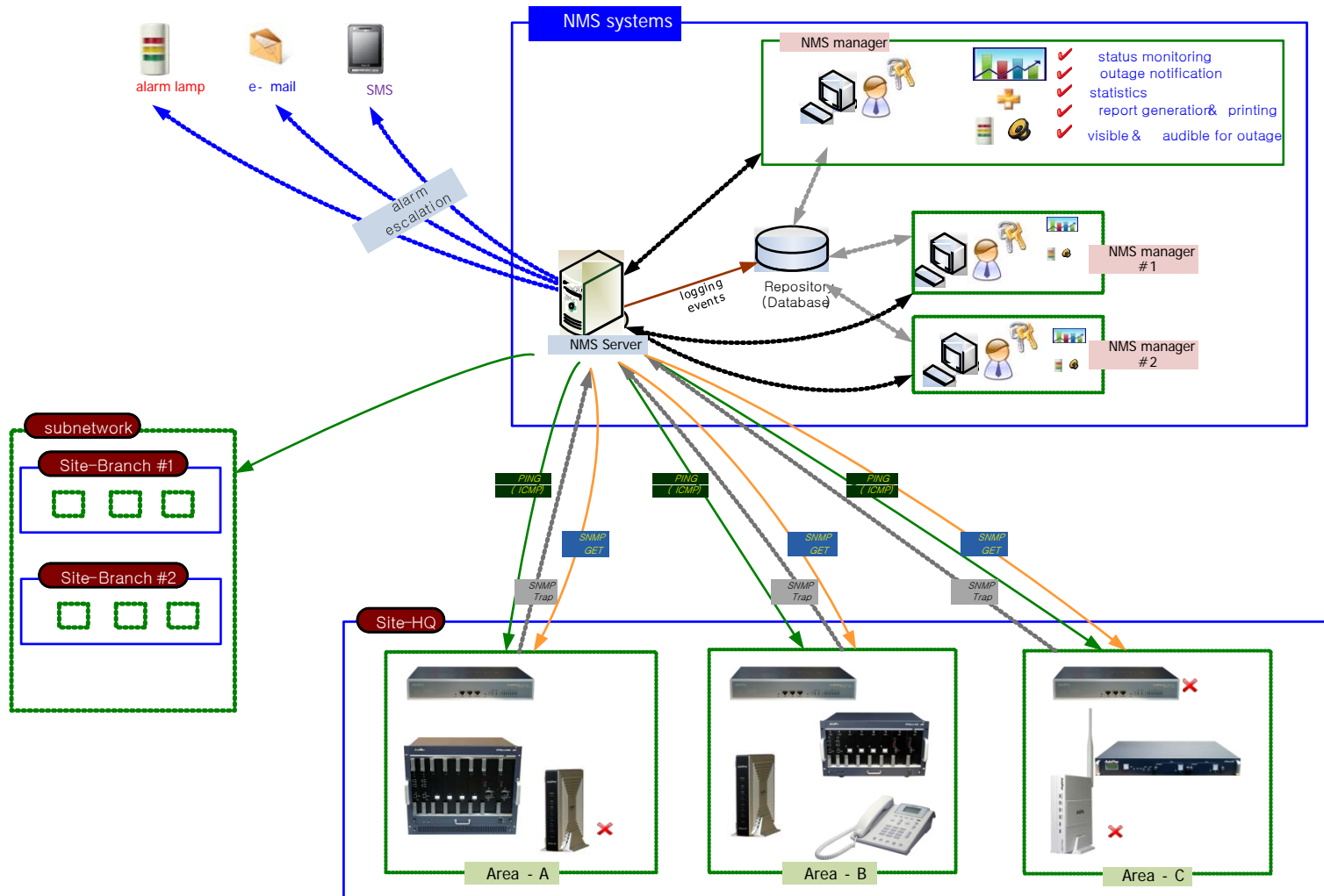
NMS Server

- OS : RHEL (Redhat Enterprise Linux) 5.0 or higher
- CPU : Quad-Core 2.0 GHz / 1333MHz FSB 2x4 MB cache
- Physical Memory : 4 GB
- HDD : 300 G
- JRE (Java Runtime Environment) 1.5.1 or Higher
- Database : PostgreSQL 8.1.11

NMS Client

- Windows XP, Vista, Windows Server 2000/2003
- Microsoft Internet Explorer 6.0 or higher

NMS Networking Diagram



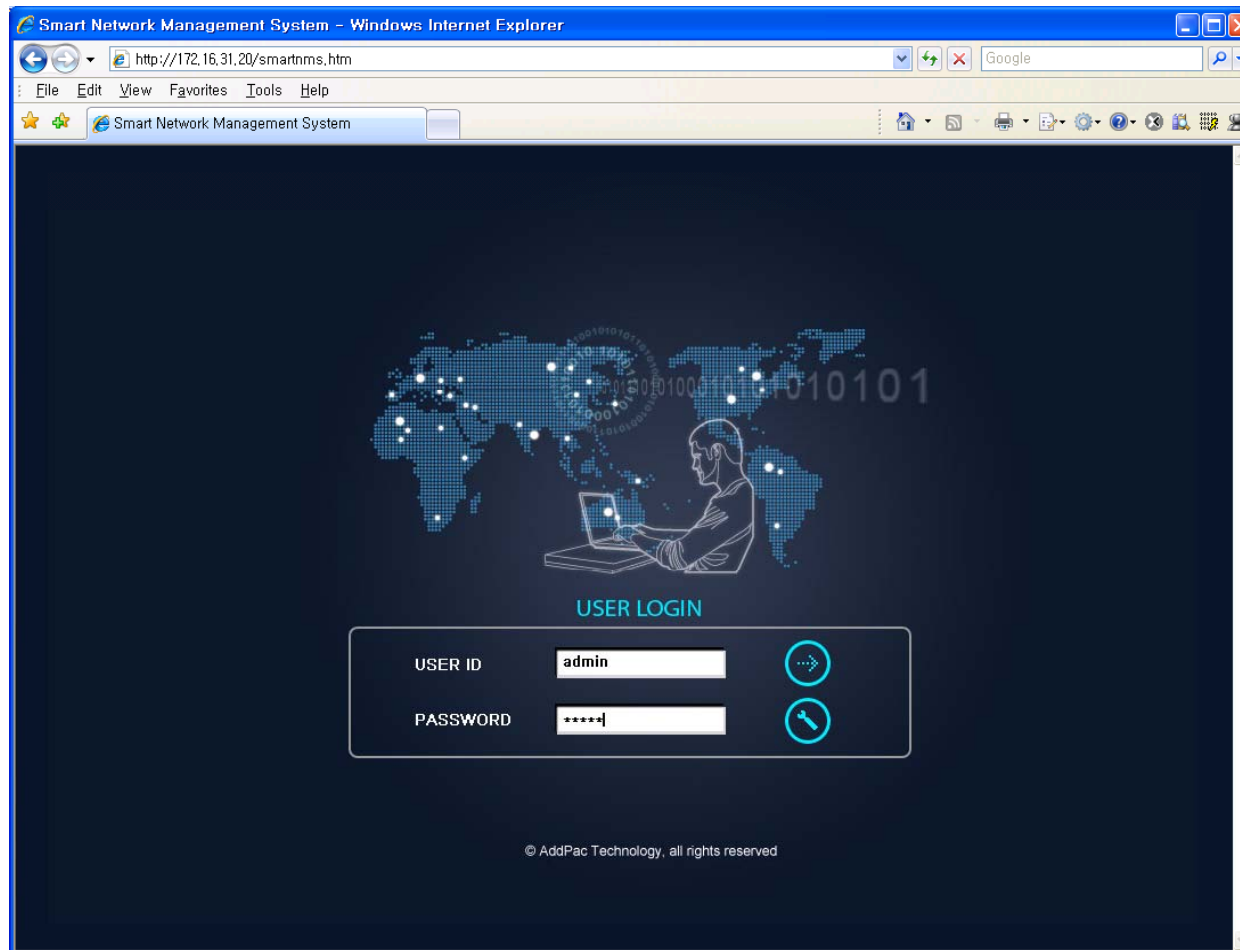
Web-based Management

- **Easy Access via Web browser**
 - Microsoft Internet Explorer 6.0 or higher compatible
- **Version Control**
 - Automatic version check
 - New version software download feature
- **UI control**
 - User friendly GUI management

Version Control

The screenshot displays the IPNext Web-Based Management interface within a Windows Internet Explorer browser window. The browser's address bar shows the URL `http://172.16.31.20/`. The main content area features a dark blue background with a world map and a person using a laptop. The text "AddPac Technology Smart Network Management System" is prominently displayed. A yellow callout box labeled "Automatic version check" points to the top of the browser window. Two Windows-style dialog boxes are overlaid on the interface: "Launching Application" with the message "Verifying application requirements. This may take a few moments." and "(61%) Downloading installnms" showing a progress bar and the text "Name: installnms", "From: 172.16.31.20", and "Downloading: 6.29 MB of 10.1 MB". A yellow callout box labeled "New S/W version update" points to the bottom of the browser window.

Web-based Login



Network Resource Management

- Network resource management with hierarchical structure
- Role-based resource management for each administrator

The screenshot displays the AddPac Network Resource Management interface. On the left, a hierarchical tree structure shows the organization of network resources, including sites like 'AddPac' and 'Seoul', and various sub-networks and centers. A context menu is open over the 'GangNamGu' node, with options like 'Add Sub Network', 'Add Site', 'Delete', 'Execute SMM', 'Search', 'Refresh', and 'Properties'. The 'Execute SMM' option is highlighted. In the center, a table lists device categories such as 'Desktop', 'Network Camera', 'Phone', 'Server', 'Switch', and 'VoIP Gateway'. On the right, a 'User Properties' dialog box is open, showing a tree view of the same hierarchical structure, with several nodes selected. Three orange callout boxes provide additional context: one points to the tree structure stating 'manage the complex network with a structured, hierarchical form'; another points to the 'Execute SMM' option stating 'can assign the hierarchical node to the operator and manage role-based policy'; and a third points to the 'Execute SMM' option stating 'can cooperate with the application executables such as SMM'. The bottom status bar shows 'Total Categories : 6'.

Device Fault Management

- Centralized fault summary information in main window
- Display current fault device through tree view
- Notify administrator with detailed fault information
- Provide device availability information for 24hrs

Device Fault Management

main window

Smart Network Management System - Windows Internet Explorer

http://172.16.31.20/smartnms.htm

NMS Account Configuration Monitoring Notification Fault Statistics View Help

Current Outage Devices [11] | Service Outages

Name	Service...	Availability
AddPac		
Branch AQ		
NMS Camera	6 of 12	46.937 %
NMS_IP_PBX...	3 of 3	0.000 %
Branch GX		
00_IVR_server	3 of 3	0.000 %
00_IVR_slave...	3 of 3	0.000 %
00_PS_server	3 of 3	0.000 %
00_PS_Slavo...	2 of 3	32.740 %
IPNext 3000 ...	1 of 3	90.608 %
IPNext 3000 S...	1 of 3	90.623 %
UMS slave	3 of 3	0.000 %
HeadQuarter		
UMS server(o...	3 of 3	0.000 %
Subnetwork #2		
Center		
NMS_SOHO_...	2 of 2	98.115 %

Site	Type	Outages	Availability	Description
AddPac	Sub Netw...	28 / 10 / 32	58%	AddPac Technology C...
Seoul	Sub Netw...	2 / 1 / 2	98%	Seoul subnetwork

Category	Outages	Availability
Desktop	0 / 0 / 1	100%
Network Camera	6 / 1 / 2	54%
Phone	0 / 0 / 3	98%
Server	24 / 10 / 22	58%
Switch	0 / 0 / 0	100%
VoIP Gateway	0 / 0 / 6	98%

Overall Availability: 30 / 11 / 34 78.650 %

Overall Categories Availability: 30 / 11 / 34 61.282 %

Ack	ID	Send Time	Site	Device Name	IP Address	Service	Message
<input type="checkbox"/>	9502	4/10/2009 3:34:29 PM	/Subnetwork #2/Center	NMS_SOHO_PBX			device NMS_SOHO_PBX, all services are down
<input type="checkbox"/>	9495	4/10/2009 11:37:12 AM	/AddPac/Branch GX	IPNext 3000 Slave	172.17.113.41	Call Manager	interface 172.17.113.41 (172.17.113.41) device (IPNext 3000 Slave) service Call Manager 2009-4-10 11:37:12 failed.
<input type="checkbox"/>	9494	4/10/2009 11:37:12 AM	/AddPac/Branch GX	IPNext 3000 Master	172.17.113.40	Call Manager	interface 172.17.113.40 (172.17.113.40) device (IPNext 3000 Master) service Call Manager 2009-4-10 11:37:12 failed.
<input type="checkbox"/>	9418	4/9/2009 2:20:01 PM	/AddPac/Branch GX	00_IVR_server			device 00_IVR_server all services are down.
<input type="checkbox"/>	9396	4/9/2009 10:57:37 AM	/AddPac/Branch AQ	NMS_IP_PBX_31.13			device (NMS_IP_PBX_31.13) all services down.
<input type="checkbox"/>	9239	4/6/2009 7:49:20 PM	/AddPac/Branch AQ	NMS Camera 2	172.16.253.118		device (NMS Camera 2) interface 172.16.253.118 (172.16.253.118) not response or deleted by administrator
<input type="checkbox"/>	9238	4/6/2009 7:49:20 PM	/AddPac/Branch AQ	NMS Camera 2	172.16.253.118	ICMP	device (NMS Camera 2) interface 172.16.253.118 (172.16.253.118) service ICMP not response or deleted by administrator
<input type="checkbox"/>	9237	4/6/2009 7:49:20 PM	/AddPac/Branch AQ	NMS Camera 2	172.16.253.118	SNMP	device (NMS Camera 2) interface 172.16.253.118 (172.16.253.118) service SNMP not response or deleted by administrator
<input type="checkbox"/>	9236	4/6/2009 7:41:25 PM	/AddPac/Branch AQ	NMS Camera 2	172.16.253.118	ICMP	device(NMS Camera 2) interface 172.16.253.118 (172.16.253.118) service ICMP not response or deleted by administrator
<input type="checkbox"/>	9235	4/6/2009 7:41:25 PM	/AddPac/Branch AQ	NMS Camera 2	172.16.253.118	SNMP	device(NMS Camera 2) interface 172.16.253.118 (172.16.253.118) service SNMP not response or deleted by administrator

Your Outstanding Notices (16) | All Outstanding Notices (16)

4/10/2009 4:17:43 PM | 172.16.31.20:5101 | admin | Version 1.2.3384

Device Fault Management

Smart Network Management System - Windows Internet Explorer

http://172.16.31.20/smartnms.htm

NMS Account Configuration Monitoring Notification Fault Statistics View Help

Current Outage Devices (12) Service Outages Device Monitoring - <All>

display message icon when the device have a notification for event

device status matrix with several severity such as critical, major, minor

* severity color

- 1) red : critical
- 2) orange : major
- 3) light blue : normal

ACK ID	Send Time	Site	Device Name	IP Address	Service	Message
9525	4/10/2009 5:21:06 PM	/AddPac/Branch GX	00_Nr_server	172.17.111.21	SNMP	인터페이스 172.17.111.21 (172.17.111.21)의 장비명(00_Nr_server)의 서비스 SNMP가 2009년 4월 10일 금요일 오후 5시 21분 06초에 실패함.
9502	4/10/2009 3:34:29 PM	/Subnetwork #2/Center	NMS_SOHO_PBX			device NMS_SOHO_PBX, all services are down
9495	4/10/2009 11:37:12 AM	/AddPac/Branch GX	IPNext 3000 Slave	172.17.113.41	Call Manager	interface 172.17.113.41 (172.17.113.41) device (IPNext 3000 Slave) service Call Manager 2009-4-10 11:37:12 failed.
9494	4/10/2009 11:37:12 AM	/AddPac/Branch GX	IPNext 3000 Master	172.17.113.40	Call Manager	interface 172.17.113.40 (172.17.113.40) device (IPNext 3000 Master) service Call Manager 2009-4-10 11:37:12 failed.
9418	4/9/2009 2:20:01 PM	/AddPac/Branch GX	00_IVR_server			device 00_IVR_server all services are down.

Total Monitoring Devices : 34

4/10/2009 5:16:30 PM 172.16.31.20:5101 admin Version 1.2,3384

Device Fault Management

The screenshot displays the Smart Network Management System (NMS) interface within a Windows Internet Explorer browser. The address bar shows the URL `http://172.16.31.20/smartnms.htm`. The interface features a top navigation bar with menus like 'NMS', 'Account', 'Configuration', 'Monitoring', 'Notification', 'Fault', 'Statistics', and 'View'. Below this is a toolbar with various icons for site management, monitoring, and reporting.

The main content area is divided into several sections:

- Left Panel:** A tree view showing the network hierarchy under the 'Site' tab. It includes categories like 'AddPac', 'Seoul', and 'GangnamGu', with sub-items for various branches and areas.
- Top Right Panel:** A 'Destination Paths' section with filters for 'Site' and 'Value', and buttons for 'Refresh', 'Import', and 'New Tab'. It also includes 'View Mode' options for 'Large' and 'Small'.
- Central Panel:** A grid of device status icons. Each icon represents a device with a status indicator (e.g., a red 'X' for a fault, a green checkmark for operational). The devices listed include '00_IVR_ser', '00_IVR_sla', '00_NR_ser', '00_PS_Slav', '00_PS_serv', '00_RBT_ser', '00_RS_serv', '00_UMS_ser', 'IPNext 3000', 'IP_PBX_Ma', 'IP_PBX_Sla', 'NMS_IP_P', 'NMS_IP...', 'NMS_SDH', 'PS server(o', 'RBT server', 'Recording S', 'UMS server', 'UMS server', 'UMS slave', 'company_M', 'KT_Inbound', 'SE_AP2120', 'SE_MG300', 'SKN_TG(ou', 'SKTelTG(o', and 'SK_3G_F'. A red arrow points to the 'NMS Camer' device icon, which is highlighted by an orange callout box containing the text 'device status matrix with small view mode'.
- Bottom Panel:** A table titled 'Your Outstanding Notices (18)'. It lists various alerts with columns for 'Ack', 'ID', 'Send Time', 'Site', 'Device Name', 'IP Address', 'Service', and 'Message'. The messages describe service outages and failures for various devices and interfaces.

The status bar at the bottom of the browser window shows the date and time as '4/13/2009 3:14:58 PM', the IP address '172.16.31.20:5101', the user 'admin', and the version 'Version 1.2.3384'.

Device Fault History Management

- Provide both summary view and detailed event message
- Can Write troubleshooting job note for each event manually
- Administrator can query for a history fault with search condition
- Each fault is related to the several raw events

Device Fault History Management

The screenshot displays the Smart Network Management System (NMS) interface in Internet Explorer. The main window shows a 'Notification Summary' table on the left and a 'Device Monitoring' table on the right. An 'Advanced Search' dialog box is open over the device monitoring table.

Notification Summary Table:

DateTime	Outstanding	Acknowledge
2009-04-10	4	27
2009-04-09	2	76
2009-04-08	0	96
2009-04-07	0	40
2009-04-06	7	489
2009-04-05	0	722
2009-04-04	0	708
2009-04-03	1	476
2009-04-02	0	248
2009-04-01	0	19
2009-03-31	0	37
2009-03-30	0	9
2009-03-29	0	3
2009-03-28	0	1
2009-03-27	0	14
2009-03-26	0	52
2009-03-25	0	8
2009-03-24	0	19
2009-03-23	0	59
2009-03-22	0	102
2009-03-21	0	17
2009-03-20	0	21
2009-03-18	0	48
2009-03-17	0	41
2009-03-13	0	36
2009-03-07	0	1
2009-03-06	0	482
2009-03-05	0	38
2009-03-04	0	13

Device Monitoring Table (Selected Row):

Ack	ID	Send Time	Site	Device Name	IP Address	Service	Message	Response	Respond Time
<input type="checkbox"/>	9528	4/10/2009 5:51:06 PM	/AddPac/Branch AQ	NMS Camera	172.16.4.180	SNMP	interface 172.16.4.180 (172.16.4.180) device(NMS Camera) service SNMP failed at 2009-4-10 5:51 06 PM	auto-acknowledged	4/10/2009 5:51:35 PM

Advanced Search Dialog:

- Sub Network: AddPac
- Site: <All>
- IP Address Contains: []
- Notice Status Type: <All>
- Level (Severity): <All>
- Message Contains: []
- Notices After: 11/10/2008 17:20:49
- Notices Before: 11/10/2008 17:20:49
- Sort By: ID (Descending)

Your Outstanding Notices (17) Table:

Ack	ID	Send Time	Site	Device Name	IP Address	Service	Message
<input type="checkbox"/>	9527	4/10/2009 5:34:10 PM	/AddPac/Branch AQ	5th floor meeting ro...			device 5th floor meeting room phone device, all services are down.
<input type="checkbox"/>	9502	4/10/2009 3:34:29 PM	/Subnetwork #2/Center	NMS_SOHD_PBX			device NMS_SOHD_PBX, all services are down
<input type="checkbox"/>	9495	4/10/2009 11:37:12 AM	/AddPac/Branch GX	IPNext 3000 Slave	172.17.113.41	Call Manager	interface 172.17.113.41 (172.17.113.41) device (IPNext 3000 Slave) service Call Manager 2009-4-10 11:37:12 failed.
<input type="checkbox"/>	9494	4/10/2009 11:37:12 AM	/AddPac/Branch GX	IPNext 3000 Master	172.17.113.40	Call Manager	interface 172.17.113.40 (172.17.113.40) device (IPNext 3000 Master) service Call Manager 2009-4-10 11:37:12 failed.
<input type="checkbox"/>	9418	4/9/2009 2:20:01 PM	/AddPac/Branch GX	00_IVR_server			device 00_IVR_server all services are down.
<input type="checkbox"/>	9396	4/9/2009 10:57:37 AM	/AddPac/Branch AQ	NMS_IP_PBX_31.13			device NMS_IP_PBX_31.13 all services down.
<input type="checkbox"/>	9239	4/6/2009 7:49:20 PM	/AddPac/Branch AQ	NMS Camera 2	172.16.253.118		device (NMS Camera 2) interface 172.16.253.118 (172.16.253.118) not response or delete by administrator
<input type="checkbox"/>	9239	4/6/2009 7:49:20 PM	/AddPac/Branch AQ	NMS Camera 2	172.16.253.118	ICMP	device (NMS Camera 2) interface 172.16.253.118 (172.16.253.118) service ICMP not response or deleted by administrator
<input type="checkbox"/>	9237	4/6/2009 7:49:20 PM	/AddPac/Branch AQ	NMS Camera 2	172.16.253.118	SNMP	device (NMS Camera 2) interface 172.16.253.118 (172.16.253.118) service SNMP not response or deleted by administrator

daily fault event summary statistics information

detail fault event history list up with filter condition (advanced search)

Device Fault History Management

The screenshot displays the Smart Network Management System (NMS) interface in a Windows Internet Explorer browser. The main window shows a list of service outages with columns for Ack, ID, Send Time, Site, Device Name, IP Address, Service, and Message. A 'Troubleshooting Note' dialog box is open, showing a log message and a table for the note list. An orange callout box points to the dialog box with the text 'Can write troubleshooting note if needed'.

Ack	ID	Send Time	Site	Device Name	IP Address	Service	Message	Responder	Respond Time
<input checked="" type="checkbox"/>	9528	4/10/2009 5:51:06 PM	/AddPac/Branch AQ	NMS Camera	172.16.4.180	SNMP	interface 172.16.4.180 (172.16.4.180) device(NMS Camera) service SNMP failed at 2009-4-10 5:51 06 PM	auto-acknowledged	4/10/2009 5:51:35 PM
<input type="checkbox"/>	9527	4/10/2009 5:34:10 PM	/AddPac/Branch AQ	5th floor meeting room phone device			device 5th floor meeting room phone device, all services are down.	to-acknowledged	4/10/2009 5:35:25 PM
<input type="checkbox"/>	9526	4/10/2009 5:33:42 PM	/AddPac/Branch GX					to-acknowledged	4/10/2009 5:22:43 PM
<input type="checkbox"/>	9525	4/10/2009 5:21:06 PM	/AddPac/Branch GX					to-acknowledged	4/10/2009 5:17:56 PM
<input type="checkbox"/>	9524	4/10/2009 5:17:29 PM	/AddPac/Branch GX					to-acknowledged	4/10/2009 4:03:13 PM
<input type="checkbox"/>	9522	4/10/2009 3:36:26 PM	/AddPac/Branch AQ	IP cor				to-acknowledged	4/10/2009 4:03:13 PM
<input type="checkbox"/>	9521	4/10/2009 3:36:18 PM	/AddPac/Branch AQ	PS RB				to-acknowledged	4/10/2009 4:03:13 PM
<input type="checkbox"/>	9520	4/10/2009 3:36:17 PM	/AddPac/Branch AQ	cor				to-acknowledged	4/10/2009 4:03:13 PM
<input type="checkbox"/>	9519	4/10/2009 3:36:17 PM	/AddPac/Branch AQ	UW				to-acknowledged	4/10/2009 4:03:13 PM

Troubleshooting Note (Event ID : 45393)

Log Message
interface 172.16.4.180 (172.16.4.180) device(NMS Camera) service SNMP failed at 2009-4-10 5:51 06 PM

Troubleshooting Note List

Time	User	Status	Note
------	------	--------	------

Buttons: Add, Edit, Delete, Help, Close

Troubleshooting Note

Status: Cleared

Fixed it manually.
2009-04-10 PM
by Administrator.

Operator : admin

Buttons: Ok, Cancel

Can write troubleshooting note if needed

Current Device Fault (Outage)

The screenshot displays the Smart Network Management System (NMS) interface. The main window shows a tree view of network components on the left and a table of 'Current Outage Devices' on the right. A red box highlights the table, with the text 'Display the current all device faults'. Below the table, an 'Event Detail (ID: 45412)' window is open, showing event information such as Event Time (4/10/2009 9:26:04 PM), Site (/AddPac/Branch GX), Device Name (00_RB_T_server), and Severity (Critical). The description of the event states: 'device 00_RB_T_server's all interface down. A new Outage record has been created and service level availability calculations will be impacted until this outage is resolved.' A red box highlights this description, with the text 'Can view the event data related to the current device fault and can write troubleshooting note if needed'. The interface also shows a 'Your Outstanding Notices (18)' section at the bottom.

Outage ID	Site	Device Name	IP Address	Service	Time Down
13968	/AddPac/Branch GX	00_RB_T_server	172.17.114.60	Media	4/10/2009 9:26:04 PM
13967	/AddPac/Branch GX	00_RB_T_server	172.17.114.60	ICMP	4/10/2009 9:26:04 PM
13966	/AddPac/Branch GX	00_RB_T_server	172.17.114.60	ICMP	4/10/2009 9:26:04 PM
13948	/AddPac/Branch GX	5th floor meeting room p...	172.17.114.60	SNMP	4/10/2009 9:26:04 PM
13907	/Subnetwork #2/Cent...	NMS_SOHD_PBX	172.16.53.101	ICMP	4/10/2009 5:34:10 PM
13906	/Subnetwork #2/Cent...	NMS_SOHD_PBX	172.16.19.50	ICMP	4/10/2009 3:34:29 PM
13906	/Subnetwork #2/Cent...	NMS_SOHD_PBX	172.16.19.50	SNMP	4/10/2009 3:34:29 PM

Device Event History

Smart Network Management System - Windows Internet Explorer

http://172.16.31.20/smatnms.htm

NMS Account Configuration Monitoring Notification Fault Statistics View Help

Site Event Summary

Event Time	Outsta...	Ackno...	Not Clea...	Cleared	In Pr...
2009-04-13	40	0	40	0	0
2009-04-12	6	0	6	0	0
2009-04-11	314	0	314	0	0
2009-04-10	182	0	182	0	0
2009-04-09	290	0	290	0	0
2009-04-08	412	0	412	0	0
2009-04-07	448	0	448	0	0
2009-04-06	1453	0	1453	0	0
2009-04-05	1704	0	1704	0	0
2009-04-04	1712	0	1712	0	0
2009-04-03	1276	0	1276	0	0
2009-04-02	799	0	799	0	0
2009-04-01	271	0	271	0	0
2009-03-31	277	0	277	0	0
2009-03-30	212	0	212	0	0
2009-03-29	17	0	17	0	0
2009-03-28	2	0	2	0	0
2009-03-27	108	0	108	0	0
2009-03-26	292	0	292	0	0
2009-03-25	46	0	46	0	0
2009-03-24	121	0	121	0	0
2009-03-23	1904	0	1904	0	0
2009-03-22	2643	0	2643	0	0
2009-03-21	354	0	354	0	0
2009-03-20	172	0	172	0	0
2009-03-19	1	0	1	0	0
2009-03-18	1294	0	1294	0	0
2009-03-17	788	0	788	0	0
2009-03-16	14	0	14	0	0
2009-03-15	3	0	3	0	0

Limit: 20 Refresh Advanced Search Acknowledge Events Troubleshooting Note

Acc. ID	Severity	Event Time	Site	Device Name	IP Address	Service	Message
45786	Critical	4/13/2009 11:24:42 AM	/AddPac/Branch GX	SE_MG3000N_A	172.17.111.25		Agent Up with enterprise.1.3.6.1.4.1.4855.3.2.255 args [1].1.3.6.1.6.3.1.1.4.3.0="1.3.6.1.4.1.4855.3.2.255"
45785	Cleared	4/13/2009 11:15:59 AM	/AddPac/Branch GX	00_NR_server	172.17.111.21	SNMP	SNMP data collection on interface 172.17.111.21 previously failed and has been restored.
45784	Cleared	4/13/2009 11:15:52 AM	/AddPac/Branch GX	00_NR_server	172.17.111.21		Node 00_NR_server is up.
45783	Critical	4/13/2009 11:15:51 AM	/AddPac/Branch GX	00_NR_server	172.17.111.21		Agent Up with Possible Changes (coldStart Trap) enterprise.1.3.6.1.4.1.4855.3.2.10 [1].1.3.6.1.4.1.4855.3.2.10 args [1].1.3.6.1.6.3.1.1.4.3.0="1.3.6.1.4.1.4855.3.2.10"
45782	Critical	4/13/2009 11:15:13 AM	/AddPac/Branch GX	00_NR_server	172.17.111.21		Node 00_NR_server is down.
45781	Warning	4/13/2009 11:14:57 AM	/AddPac/Branch GX	00_NR_server	172.17.111.21	SNMP	SNMP data collection on interface 172.17.111.21 failed.
45780	Warning	4/13/2009 10:00:15 AM	/AddPac/Branch AQ	NMS_IP_PBX_31...	172.16.31.13	SNMP	SNMP thresholding on interface 172.16.31.13 failed.
45779	Warning	4/13/2009 10:00:15 AM	/Subnetwork #2/Cent...	NMS_IP_PBX_31...	172.16.31.16	SNMP	SNMP thresholding on interface 172.16.31.16 failed.
45778	Warning	4/13/2009 9:59:51 AM	/AddPac/Branch GX	UMS slave	172.17.113.201	SNMP	SNMP data collection on interface 172.17.113.201 failed.
45777	Warning	4/13/2009 9:59:46 AM	/AddPac/Branch GX	UMS slave	172.17.113.201	SNMP	SNMP data collection on interface 172.17.113.201 failed.
45776	Warning	4/13/2009 9:59:42 AM	/AddPac/HeadQuarter	UMS server(our co...	61.33.161.43	SNMP	SNMP data collection on interface 61.33.161.43 failed.
45775	Warning	4/13/2009 9:59:41 AM	/AddPac/HeadQuarter	UMS server(our co...	61.33.161.43	SNMP	SNMP data collection on interface 61.33.161.43 failed.
45774	Warning	4/13/2009 9:59:36 AM	/Subnetwork #2/Cent...	NMS_SOHO_PBX	172.16.19.50	SNMP	SNMP data collection on interface 172.16.19.50 failed.
45773	Warning	4/13/2009 9:59:33 AM	/Subnetwork #2/Cent...	NMS_SOHO_PBX	172.16.19.50	SNMP	SNMP data collection on interface 172.16.19.50 failed.
45772	Warning	4/13/2009 9:59:32 AM	/Subnetwork #2/Cent...	NMS_SOHO_PBX	172.16.19.50	SNMP	SNMP data collection on interface 172.16.19.50 failed.
45771	Warning	4/13/2009 9:59:27 AM	/Subnetwork #2/Cent...	NMS_SOHO_PBX	172.16.19.50	SNMP	SNMP data collection on interface 172.16.19.50 failed.
45770	Warning	4/13/2009 9:59:24 AM	/Subnetwork #2/Cent...	NMS_SOHO_PBX	172.16.19.50	SNMP	SNMP data collection on interface 172.16.19.50 failed.
45769	Warning	4/13/2009 9:59:23 AM	/Subnetwork #2/Cent...	NMS_SOHO_PBX	172.16.19.50	SNMP	SNMP data collection on interface 172.16.19.50 failed.
45768	Warning	4/13/2009 9:59:18 AM	/AddPac/Branch AQ	NMS_IP_PBX_31...	172.16.31.13	SNMP	SNMP data collection on interface 172.16.31.13 failed.
45767	Warning	4/13/2009 9:59:15 AM	/AddPac/Branch AQ	NMS_IP_PBX_31...	172.16.31.13	SNMP	SNMP data collection on interface 172.16.31.13 failed.

Results: 1 to 20 of 25346 Search Constraints: user=admin

summarize daily event statistics data

Acc. ID	Event Time	Site	Device Name	IP Address	Service	Message
9495	4/10/2009 11:37:12 AM	/AddPac/Branch GX	IPNext 3000 Slave	172.17.113.41	Call Manager	device 00_RBT_server's all services are down.
9494	4/10/2009 11:37:12 AM	/AddPac/Branch GX	IPNext 3000 Master	172.17.113.40	Call Manager	device 5th floor meeting room phone device, all services are down.
9419	4/9/2009 2:20:01 PM	/AddPac/Branch GX	00_IVR_server			device NMS_SOHO_PBX, all services are down.
9396	4/9/2009 10:57:37 AM	/AddPac/Branch AQ	NMS_IP_PBX_3...			interface 172.17.113.41 (172.17.113.41) device (IPNext 3000 Slave) service Call Manager 2009-4-10 11:37:12 failed.
9239	4/6/2009 7:49:20 PM	/AddPac/Branch AQ	NMS Camera 2	172.16.253.118		interface 172.17.113.40 (172.17.113.40) device (IPNext 3000 Master) service Call Manager 2009-4-10 11:37:12 failed
						device 00_IVR_server all services are down.
						device NMS_IP_PBX_31.13 all services down.
						device (NMS Camera 2) interface 172.16.253.118 (172.16.253.118) not response or delete by administrator

Your Outstanding Notices (18) All Outstanding Notices (18)

4/13/2009 11:46:45 AM 172.16.31.20:5101 admin Version 1.2.3384

Can view all events for devices with search condition

Device Status Information


- System Performance Information (CPU, HDD, Memory,...)
- Provide device current service status (up/down)
- Provide device main status (max value vs current value)
- Display Graph Series with System Performance Information
- Monitor Main Status Flow with System Monitoring View

Device Status Information

Status Information - IPNext 3000 Master

System Status Information | Performance History | Performance Monitoring

Today's Availability




90

CPU Utilization



96


Memory Utilization



67

Total : 1024 MB
Used : 686.3 MB
Free : 337.7 MB

Storage Utilization



0

Total : 298 GB
Used : 203.4 MB
Free : 297.8 GB

/hd

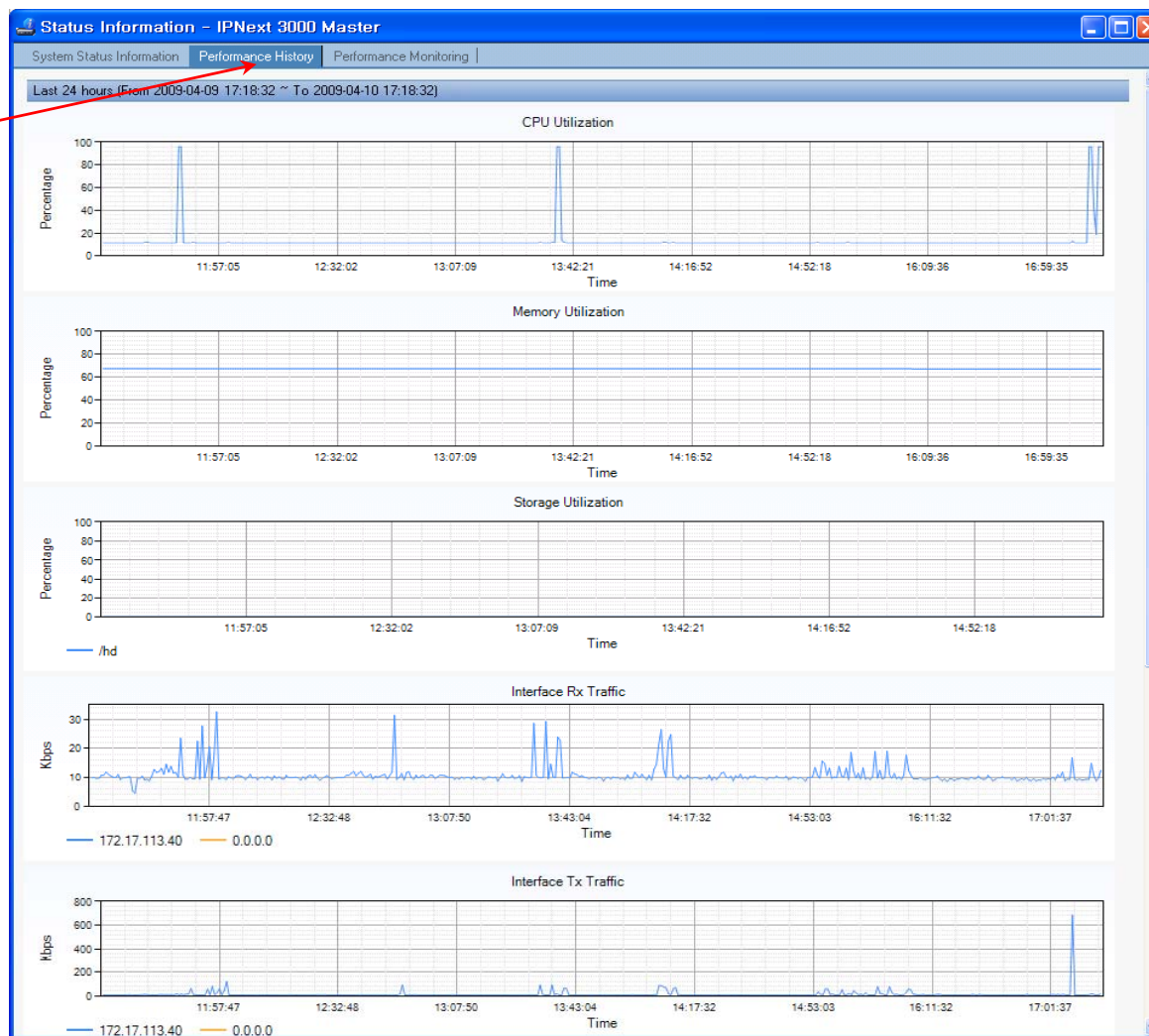
Interface Status							
Index	Name	IP Address	Speed	Status	Rx Traffic	Tx Traffic	Errors (pkts)
2	GigabitEthernet0/0	172.17.113.40	1Gbps	● up	9.7Kbps	10.1Kbps	0
3	GigabitEthernet0/1	0.0.0.0	1Gbps	● down	0 bps	0 bps	0

Service Information (Availability: Percentage over last 24 hours) Apply		
Interface / Service Name	Status	Availability
✓ Call Manager	● down	76.001%
✓ 172.17.113.40		
✓ ICMP	● up	97.743%
✓ SNMP	● up	97.743%
Overall Availability		90.496%

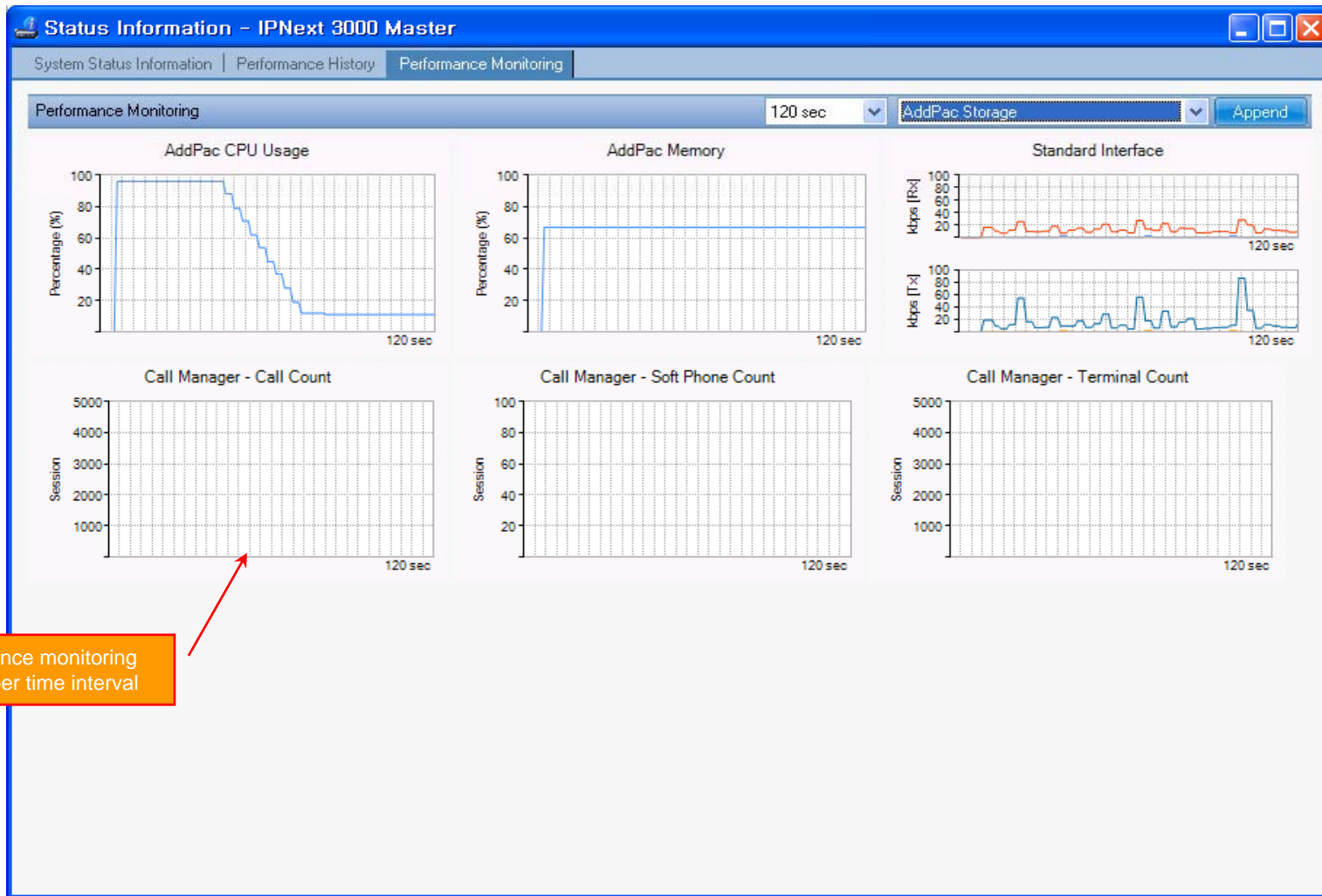
Service Monitor Status			
Service	Maximum	Value	Used
CM Service			
Call Manager - Call Count	5000	0	0%
Call Manager - Soft Phone Count	100	0	0%
Call Manager - Terminal Count	5000	7	0%

Device Status Information

performance analysis graph for last 24 hours



Device Status Information



performance monitoring with proper time interval

Notification Management

- Notify administrator for important event such as critical device fault when proper action needs
- Provide several notification channel such as SMS, e-mail, alarm lamp
- Notification channel configuration for each event
- Manage notification with device category such as Server, Terminal, PC, etc
- Provide Alarm with audible (play sound), visible (alarm lamp) form

Event Notification Management

The screenshot displays the Smart Network Management System (NMS) interface. The main window shows a tree view of devices on the left, a table of event notifications in the center, and a detailed 'Event Notification Properties' dialog box on the right. Three orange callout boxes provide instructions:

- apply notification policy with event-based filter** (example : notify me when network link of device is down through SMS, e-mail)
- specify category when each event occurs**
- describe notification message content for e-mail or SMS**

The 'Event Notification Properties' dialog box shows the following configuration:

- Notification Name: serviceUnresponsive
- Description: test
- Event: Node event: serviceUnresponsive
- Destination Path: default
- Notification Type: sms, alarmLamp, email
- Current Rule: IPADDR IPLIKE ****
- Apply Category: Desktop, Network Camera, Phone, Server, Switch
- Email Subject: Notice #noticeid% %service% service on %interfaceresolve% (%interface%)
- Text Message: The %service% poll to interface %interfaceresolve% (%interface%) on node %nodelabel% successfully completed a connection to the service listener on the remote machine. However, the synthetic transaction failed to complete within %iparm(timeout)% milliseconds, over %iparm(attempts)% attempts. This event will NOT impact service level agreements, but may be an indicator of other problems on that node.
- Special Values: Can be used in both the text message and email subject: %noticeid% = notification ID number, %time% = time sent, %severity% = event severity, %nodelabel% = may be IP address or empty, %interface% = IP address, may be empty, %service% = service name, may be empty, %eventid% = event ID, may be empty.
- Note: If the alert exceeds 80 bytes then the notification will be dispatched in two or more sms.
- Enable Notification:

The 'Your Outstanding Notices (18)' table at the bottom shows the following data:

Ack	ID	Send Time	Site	Device Name	IP Address	Service	Message
<input type="checkbox"/>	9535	4/10/2009 9:26:04 PM	/AddPac/Branch GX	00_RBT_server			device 00_RBT_server is all services...
<input type="checkbox"/>	9527	4/10/2009 5:34:10 PM	/AddPac/HeadQuater	5th floor meeting...			
<input type="checkbox"/>	9502	4/10/2009 3:34:29 PM	/Subnetwork #2/Cent.	NMS_SOHO_PBX			
<input type="checkbox"/>	9495	4/10/2009 11:37:12 AM	/AddPac/Branch GX	IPNext 3000 Slave	172.17.113.41	Call Manager	
<input type="checkbox"/>	9494	4/10/2009 11:37:12 AM	/AddPac/Branch GX	IPNext 3000 Master	172.17.113.40	Call Manager	
<input type="checkbox"/>	9418	4/9/2009 2:20:01 PM	/AddPac/Branch GX	00_IVR_server			
<input type="checkbox"/>	9396	4/9/2009 10:57:37 AM	/AddPac/Branch AQ	NMS_IP_PBX_3...			
<input type="checkbox"/>	9239	4/6/2009 7:49:20 PM	/AddPac/Branch AQ	NMS Camera 2	172.16.253.118		

Event Notification Management

The screenshot displays the Smart NMS web interface. The main window shows a tree view of network devices and their service availability. A 'Destination Path Properties' dialog box is open, allowing configuration of notification paths. The dialog includes fields for 'Destination Path Name' (set to 'default'), 'Initial Target', and 'Initial Delay'. A table within the dialog lists notification types and their targets:

Notification Type	Target	Auto Notify
alarmLamp	alarmLamp	on
e-mail	admin	on
sms	admin	on

Below the dialog, a table lists 'Your Outstanding Notices (18)'. The table columns are Ack, ID, Send Time, Site, Device Name, IP Address, Service, and Message.

Ack	ID	Send Time	Site	Device Name	IP Address	Service	Message
<input type="checkbox"/>	9535	4/10/2009 9:26:04 PM	/AddPac/Branch GX	00_RBT_server			device 00_RBT_server's all services are down.
<input type="checkbox"/>	9527	4/10/2009 5:34:10 PM	/AddPac/HeadQuarter	5th floor meeting...			device 5th floor meeting room phone device, all services are down.
<input type="checkbox"/>	9502	4/10/2009 3:34:29 PM	/Subnetwork #2/Cent...	NMS_SOHD_PBX			device NMS_SOHD_PBX, all services are down
<input type="checkbox"/>	9495	4/10/2009 11:37:12 AM	/AddPac/Branch GX	IPNext 3000 Slave	172.17.113.41	Call Manager	interface 172.17.113.41 (172.17.113.41) device (IPNext 3000 Slave) service Call Manager 2009-4-10 11:37:12 failed.
<input type="checkbox"/>	9494	4/10/2009 11:37:12 AM	/AddPac/Branch GX	IPNext 3000 Master	172.17.113.40	Call Manager	interface 172.17.113.40 (172.17.113.40) device (IPNext 3000 Master) service Call Manager 2009-4-10 11:37:12 failed.
<input type="checkbox"/>	9418	4/9/2009 2:20:01 PM	/AddPac/Branch GX	00_IVR_server			device 00_IVR_server all services are down.
<input type="checkbox"/>	9396	4/9/2009 10:57:37 AM	/AddPac/Branch &N	NMS_IP_PBX_3			device NMS_IP_PBX_3 13 all services down
<input type="checkbox"/>	9239	4/6/2009 7:49:20 PM	/AddPac/Branch AQ	NMS Camera 2	172.16.253.118		device (NMS Camera 2) interface 172.16.253.118 (172.16.253.118) not response or delete by administrator

Event Notification Management

Smart Network Management System - Windows Internet Explorer

http://172.16.31.20/smartnms.htm

NMS Account Configuration Monitoring Notification Fault Statistics View Help

Current Outage Devices (13) | Site | Service Outages | Event Notification | Destination Paths | Users

Destination Path Name: default
onlyAlarmLamp

Destination Path Properties

Destination Path Name: default

Initial Target: [empty] Initial Delay: 0m

Notification Type	Target	Auto Notify
alarmLamp	alarmLamp	on
email	admin	on
sms	admin	on

Target Properties

Choose the notification type: sms

Target Information

Send to select user: Account Administrator

Send to Email or Mobile: [empty]

Mobile Number: [empty]

Choose the desired behavior for automatic notification on responded events: on

Help Ok Cancel

Your Outstanding Notices (18)

Ack	ID	Send Time	Site	Device Name	IP Address	Details
<input type="checkbox"/>	9535	4/10/2009 9:26:04 PM	/AddPac/Branch GX	00_RBT_server		device 00_RBT_server's all services are down.
<input type="checkbox"/>	9527	4/10/2009 5:34:10 PM	/AddPac/HeadQuarter	5th floor meeti...		device 5th floor meeting room phone device, all services are down.
<input type="checkbox"/>	9502	4/10/2009 3:34:29 PM	/Subnetwork #2/Cent...	NMS_SOHO_PBX		device NMS_SOHO_PBX, all services are down
<input type="checkbox"/>	9495	4/10/2009 11:37:12 AM	/AddPac/Branch GX	IPNext 3000 Slave	172.17.113.41	interface 172.17.113.41 (172.17.113.41) device (IPNext 3000 Slave) service Call Manager 2009-4-10 11:37:12 failed
<input type="checkbox"/>	9494	4/10/2009 11:37:12 AM	/AddPac/Branch GX	IPNext 3000 Master	172.17.113.40	interface 172.17.113.40 (172.17.113.40) device (IPNext 3000 Master) service Call Manager 2009-4-10 11:37:12 failed
<input type="checkbox"/>	9418	4/9/2009 2:20:01 PM	/AddPac/Branch GX	00_IVR_server		device 00_IVR_server all services are down.
<input type="checkbox"/>	9396	4/9/2009 10:57:37 AM	/AddPac/Branch AQ	NMS_IP_PBX_3...		device NMS_IP_PBX_31.13 all services down.
<input type="checkbox"/>	9239	4/6/2009 7:49:20 PM	/AddPac/Branch AQ	NMS Camera 2	172.16.253.118	device (NMS Camera 2) interface 172.16.253.118 (172.16.253.118) not response or delete by administrator

4/13/2009 11:24:54 AM | 172.16.31.20:5101 | admin | Version 1.2.3384

Configuration

Smart Network Management System - Windows Internet Explorer

http://172.16.31.20/smartnms.htm

Smart Network Management System

NMS Account Configuration Monitoring Notification Fault Statistics View Help

Current Outage Devices [13] Site

Service Outages Event Notification Destination Paths Users

Name Service... Availability

AddPac

Branch AQ

- NMS Camera 6 of 12 50.000 %
- NMS_IP_PBX... 3 of 3 0.000 %

Branch GX

- 00_IVR_server 3 of 3 0.000 %
- 00_IVR_slave... 3 of 3 0.000 %
- 00_FS_server 3 of 3 0.000 %
- 00_IPS_slave... 2 of 3 33.333 %
- 00_RBT_server 3 of 3 0.000 %
- IPNext 3000 ... 1 of 3 66.667 %
- IPNext 3000 S... 1 of 3 66.667 %
- UMS slave 3 of 3 0.000 %

HeadQuarter

- 5th floor meeti... 1 of 1 0.000 %
- UMS serverfo... 3 of 3 0.000 %

Subnetwork #2

- Center
- NMS_S0HD_... 2 of 2 0.000 %

Configure Notification

External Notification Alarm Lamp

E-Mail SMS

Sender Email Address nms@addpac.com

SMTP Server Host 61.33.161.2

Authentication

Username

Password

Help Ok Cancel

global notification channel configuration

Total destination paths : 2

Your Outstanding Notices (18)

Ack	ID	Send Time	Site	Device Name	IP Address	Service	Message
<input type="checkbox"/>	9535	4/10/2009 9:26:04 PM	/AddPac/Branch GX	00_RBT_server			device 00_RBT_server's all services are down.
<input type="checkbox"/>	9527	4/10/2009 5:34:10 PM	/AddPac/HeadQuarter	5th floor meeting...			device 5th floor meeting room phone device, all services are down.
<input type="checkbox"/>	9502	4/10/2009 3:34:29 PM	/Subnetwork #2/Cent...	NMS_S0HD_PBX			device NMS_S0HD_PBX, all services are down
<input type="checkbox"/>	9495	4/10/2009 11:37:12 AM	/AddPac/Branch GX	IPNext 3000 Slave	172.17.113.41	Call Manager	interface 172.17.113.41 (172.17.113.41) device (IPNext 3000 Slave) service
<input type="checkbox"/>	9494	4/10/2009 11:37:12 AM	/AddPac/Branch GX	IPNext 3000 Master	172.17.113.40	Call Manager	interface 172.17.113.40 (172.17.113.40) device (IPNext 3000 Master) service Call Manager 2009-4-10 11:37:12 failed
<input type="checkbox"/>	9418	4/9/2009 2:20:01 PM	/AddPac/Branch GX	00_IVR_server			device 00_IVR_server all services are down
<input type="checkbox"/>	9396	4/9/2009 10:57:37 AM	/AddPac/Branch AQ	NMS_IP_PBX_3...			device NMS_IP_PBX_31.13 all services down.
<input type="checkbox"/>	9239	4/6/2009 7:49:20 PM	/AddPac/Branch AQ	NMS Camera 2	172.16.253.118		device (NMS_Camera 2) interface 172.16.253.118 (172.16.253.118) not response or delete by administrator

Your Outstanding Notices (18) All Outstanding Notices (18)

4/13/2009 11:26:16 AM 172.16.31.20:5101 admin Version 1.2.3384

Audible & Visible Alarm

notify operator (or administrator)
 1. Alarm lamp blink (on&off) (visible)
 2. play alarm sound (audible)

can synchronize with alarm lamp equipment

Site	Type	Outages	Availability	Description
AddPac	Sub Netw...	32 / 12 / 32	52%	AddPac Technology C...
Seoul	Sub Netw...	2 / 1 / 2	33%	Seoul subnetwork

Category	Outages	Availability
Desktop	0 / 0 / 1	100%
Network Camera	6 / 1 / 2	57%
Phone	1 / 1 / 3	66%
Server	27 / 11 / 22	42%
Switch	0 / 0 / 0	100%
WiFi Gateway	0 / 0 / 6	100%

Overall Availability		Outages	Availability
34 / 13 / 34		27.690 %	
Overall Categories Availability		34 / 13 / 34	49.470 %

Ack	ID	Send Time	Site	Device Name	IP Address	Service	Message
<input type="checkbox"/>	9535	4/10/2009 9:26:04 PM	/AddPac/Branch GX	00_RBT_server			device 00_RBT_server's all services are down.
<input type="checkbox"/>	9527	4/10/2009 5:34:10 PM	/AddPac/HeadQuater	5th floor meeting...			device 5th floor meeting room phone device, all services are down.
<input type="checkbox"/>	9502	4/10/2009 3:34:29 PM	/Subnetwork #2/Cont...	NMS_SDHO_PBX			device NMS_SDHO_PBX, all services are down
<input type="checkbox"/>	9495	4/10/2009 11:37:12 AM	/AddPac/Branch GX	IPNext 3000 Slave	172.17.113.41	Call Manager	interface 172.17.113.41 (172.17.113.41) device (IPNext 3000 Slave) service Call Manager 2009-4-10 11:37:12 failed.
<input type="checkbox"/>	9494	4/10/2009 11:37:12 AM	/AddPac/Branch GX	IPNext 3000 Master	172.17.113.40	Call Manager	interface 172.17.113.40 (172.17.113.40) device (IPNext 3000 Master) service Call Manager 2009-4-10 11:37:12 failed
<input type="checkbox"/>	9418	4/9/2009 2:20:01 PM	/AddPac/Branch GX	00_IVR_server			device 00_IVR_server all services are down.
<input type="checkbox"/>	9396	4/9/2009 10:57:37 AM	/AddPac/Branch AQ	NMS_IP_PBX_3...			device NMS_IP_PBX_31.13 all services down.
<input type="checkbox"/>	9239	4/6/2009 7:49:20 PM	/AddPac/Branch AQ	NMS Camera 2	172.16.253.118		device (NMS Camera 2) interface 172.16.253.118 (172.16.253.118) not response or delete by administrator
<input type="checkbox"/>	9238	4/6/2009 7:49:20 PM	/AddPac/Branch AQ	NMS Camera 2	172.16.253.118	ICMP	device (NMS Camera 2) interface 172.16.253.118 (172.16.253.118) service ICMP not response or deleted by administrator
<input type="checkbox"/>	9237	4/6/2009 7:49:20 PM	/AddPac/Branch AQ	NMS Camera 2	172.16.253.118	SNMP	device (NMS Camera 2) interface 172.16.253.118 (172.16.253.118) service SNMP not response or deleted by administrator
<input type="checkbox"/>	9236	4/6/2009 7:41:25 PM	/AddPac/Branch AQ	NMS Camera 2	172.16.253.118	ICMP	device(NMS Camera 2) interface 172.16.253.118 (172.16.253.118) service ICMP not response or deleted by administrator
<input type="checkbox"/>	9235	4/6/2009 7:41:25 PM	/AddPac/Branch AQ	NMS Camera 2	172.16.253.118	SNMP	device(NMS Camera 2) interface 172.16.253.118 (172.16.253.118) service SNMP not response or deleted by administrator

Fault Statistics

- analyze for a fault event with graph and detailed list data
- Report form generation and print out for statistics result

Fault Statistics

The screenshot displays the Smart Network Management System (NMS) interface. The top navigation bar includes 'NMS', 'Account', 'Configuration', 'Monitoring', 'Notification', 'Fault', 'Statistics', 'View', and 'Help'. The main content area is divided into several sections:

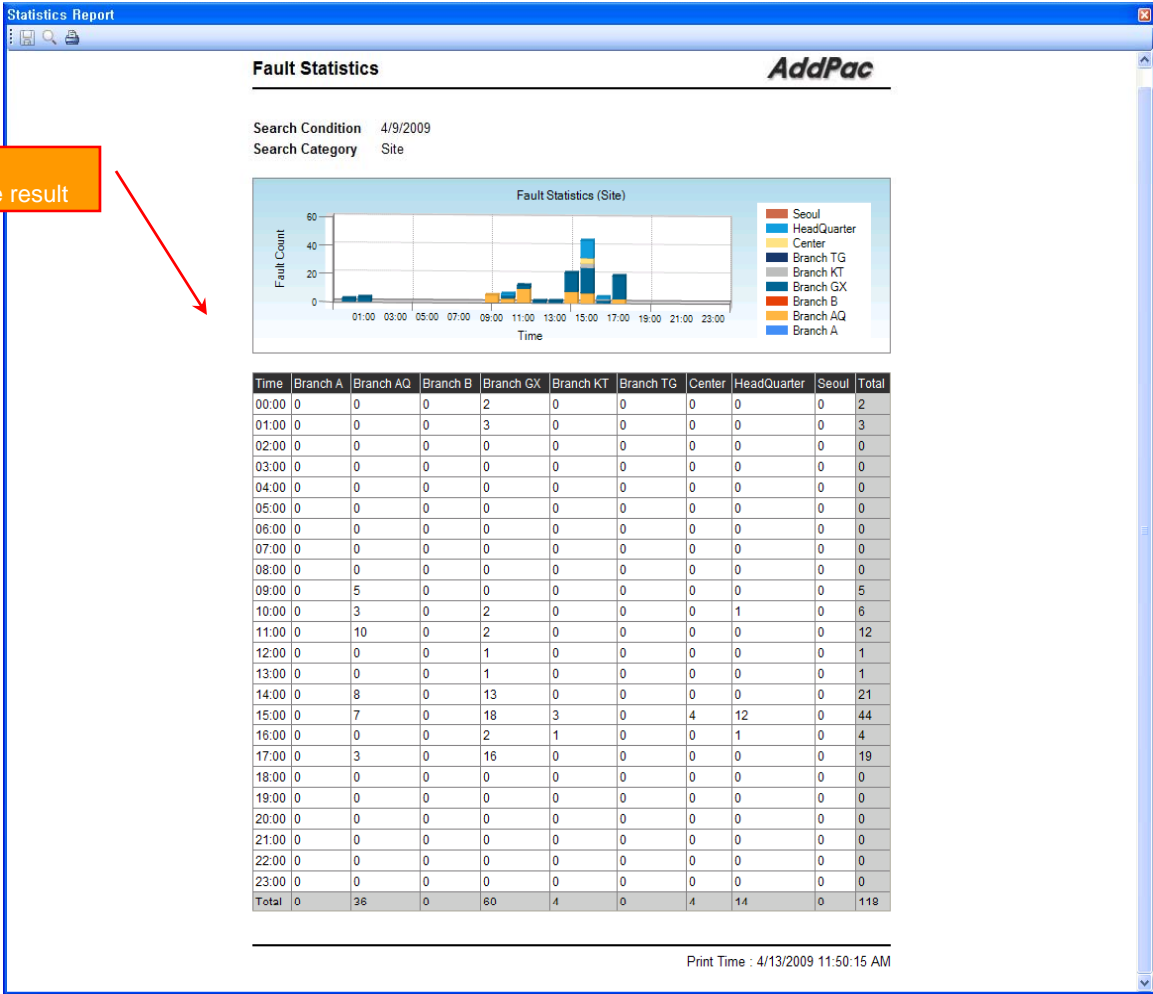
- Event Summary Table:** A table on the left showing event details with columns for Event Time, Outsta..., Ackno..., Not Clea..., Cleared, and In Pr. It lists events from 2009-04-13 down to 2009-04-04.
- Search Condition:** A search bar with 'Hour' selected, date range '4/ 9/2009' to '3/30/2009', and 'Site' set to 'Branch A, Branch AQ, B'.
- Fault Statistics (Site):** A bar chart showing fault counts over time (01:00 to 23:00) for various sites. The legend includes Seoul, HeadQuarter, Center, Branch TG, Branch KT, Branch GX, Branch B, Branch AQ, and Branch A.
- 4/9/2009 Detailed Data Table:** A table showing fault counts for each hour of the day across different sites. The total count for the day is 118.
- Your Outstanding Notices (18):** A table at the bottom showing notices with columns for Ack, ID, Send Time, Site, Device Name, IP Address, Service, and Message.

Two orange callout boxes provide additional context:

- Top Callout:** 'display graph for fault statistics with various search condition' (with a red arrow pointing to the search bar and chart).
- Bottom Callout:** 'display detailed data for fault statistics' (with a red arrow pointing to the detailed data table).

Fault Statistics – Report Generation

report generation for fault statistics and print out the result



Model & Service Management

- Define new model with provided template image & properties
- Customize data collection with standard protocol such as TCP, SNMP

Device Model Management

manage device model with various properties such as model image

model image repository for selection

Smart Network Management System - Windows Internet Explorer

http://172.16.31.20/smartnms.htm

Smart Network Management System

NMS Account Configuration Monitoring Notification Fault Statistics View Help

Site Event Summary Service Outages Event Notification Destination Paths Users View Current Outages View Outages View Events Fault Statistics Device Model

Name	Description
AddPac	AddPac Technology C...
Branch AQ	Branch AQ
Branch GX	Branch GX description
Branch KT	
HeadQuarter	Main HeadQuarter Cen...
Seoul	Seoul subnetwork
Seoul East Area	Seoul East Area
SongPaGu Area Ce...	SongPaGu Area Center
Subnetwork #2	Subnetwork #2
Branch TG	Yeoksam Area
SeoChoGu	seoul seocho district
Seoul West Area	Seoul West Area
Uangseo Area	Uangseo Area
Seoul	
MokDong Area	MokDong Area

Model Name	Category
AP-IP200	Phone
AP-IP300	Phone
AP-IPC	Network Camera
AP-IPC250M	Network Camera
AP-IVR1000	Server
AP-MC1000	Server
AP-MC3000	Server
AP-MC5000	Server
AP-NR2000	Server
AP-PS2000	Server
AP-RBT1000	Server
AP-RS2000	Server
AP-UMS1000	Server
AP-UMS2000	Server
AP-VC2000	Phone
AP-VP200	Phone
AP-VP300	Phone
AP-VP350	Phone
AP-VP500	Phone
IPNext1000	Server
IPNext1800	Server
IPNext200	Server

Device Model Properties

General Service Availability System Monitoring Service Monitoring

Model Name: AP-IPC250M

Category: Network Camera

Management by SSCP:

SSCP Port: 5061 (1~65535)

Model Image:

Model Image Management

model image repository for selection

Ack	ID	Send Time	Site	Device Name	IP Address	Service	Message
<input type="checkbox"/>	9535	4/10/2009 9:26:04 PM	/AddPac/Branch GX	00_RBT_server			device 00_RBT_server's all services are down.
<input type="checkbox"/>	9527	4/10/2009 5:34:10 PM	/AddPac/HeadQuarter	5th_floor_meeting			device 5th_floor_meeting room phone device, all services are down
<input type="checkbox"/>	9502	4/10/2009 3:34:29 PM	/Subnetwork #2/Cent...	NMS_SOHD_PBX			device NMS_SOHD_PBX, all services are down
<input type="checkbox"/>	9495	4/10/2009 11:37:12 AM	/AddPac/Branch GX	IPNext 3000 Slave	172.17.113.41	Call Manager	interface 172.17.113.41 (172.17.113.41) device (IP
<input type="checkbox"/>	9494	4/10/2009 11:37:12 AM	/AddPac/Branch GX	IPNext 3000 Master	172.17.113.40	Call Manager	interface 172.17.113.40 (172.17.113.40) device (IP
<input type="checkbox"/>	9418	4/9/2009 2:20:01 PM	/AddPac/Branch GX	00_IVR_server			Call Manager 2009-4-10 11:37:12 failed
<input type="checkbox"/>	9396	4/9/2009 10:57:37 AM	/AddPac/Branch AQ	NMS_IP_PBX_3...			device 00_IVR_server all services are down.
<input type="checkbox"/>	9239	4/6/2009 7:49:20 PM	/AddPac/Branch AQ	NMS Camera 2	172.16.253.118		device NMS_IP_PBX_31.13 all services down.
<input type="checkbox"/>	9238	4/6/2009 7:49:20 PM	/AddPac/Branch AQ	NMS Camera 2	172.16.253.118	ICMP	device (NMS Camera 2) interface 172.16.253.118
<input type="checkbox"/>	9237	4/6/2009 7:49:20 PM	/AddPac/Branch AQ	NMS Camera 2	172.16.253.11		response or delete by administrator
<input type="checkbox"/>	9236	4/6/2009 7:41:25 PM	/AddPac/Branch AQ	NMS Camera 2	172.16.253.11		device (NMS Camera 2) interface 172.16.253.118

Your Outstanding Notices (18)

4/13/2009 1:42:39 PM 172.16.31.20:5101 admin Version 1,2,3384

Service Definition

The screenshot displays the Smart Network Management System (NMS) interface. The main window shows a tree view of sites on the left and a list of services in the center. A red arrow points from an orange callout box to the 'Camera Operation Status' service in the list. Two 'Service Properties' dialog boxes are open, showing configuration details for this service.

Service Properties (Top Dialog):

- Service Name: Camera Operation Status
- Protocol: SNMP
- Port: 161
- Interval: 30000 (msec)
- Timeout: 3000 (msec)
- Retry: 3

Service Properties (Bottom Dialog):

- Service OID: 1.3.6.1.4.1.4895.7.51.1.3.0
- Service Condition:
 - Operator: =
 - Operand: 1

Service List (Bottom Table):

Site	Device Name	IP Address	Service	Message
/AddPac/Branch GX	00_RBT_server			device 00_RBT_serv
/AddPac/HeadQuarter	5th floor meeti...			device 5th floor meeti...
/Subnetwork #2/Cent...	NMS_S0HD_PBX			device NMS_S0HD...
/AddPac/Branch GX	IPNext 3000 Slave	172.17.113.41	Call Manager	interface 172.17.113.41
/AddPac/Branch GX	IPNext 3000 Master	172.17.113.40	Call Manager	interface 172.17.113.40
/AddPac/Branch GX	00_IVR_server			device 00_IVR_serv
/AddPac/Branch AQ	NMS_IP_PBX_3...			device NMS_IP_PBX_3...
/AddPac/Branch AQ	NMS Camera 2	172.16.253.118		device (NMS Camera response or delete by
/AddPac/Branch AQ	NMS Camera 2	172.16.253.118	ICMP	device (NMS Camera ICMP not response o
/AddPac/Branch AQ	NMS Camera 2	172.16.253.118	SNMP	device (NMS Camera SNMP not response
/AddPac/Branch AQ	NMS Camera 2	172.16.253.118	ICMP	device(NMS Camera ICMP not response o

define the service for data collection, current status with standard protocol such as TCP or SNMP



Thank you!

AddPac Technology Co., Ltd.
Sales and Marketing

Phone +82.2.568.3848 (KOREA)

FAX +82.2.568.3847 (KOREA)

E-mail : sales@addpac.com