



AP2610 VoIP Gateway

High Performance VoIP Gateway Solution

Hot-Line VoIP Intercom
Solution using AP-AUDIO2
Module



AddPac

AddPac Technology

2015, Sales and Marketing

Contents

- AP2610 Product Overview
- AP2610 Hardware Specification
- AP-AUDIO2 Module for AP2610
- AP-MA100 Echo Canceller Overview
- Network Diagram for Hot-Line VoIP Intercom
- SIP Signaling for Call Connection



Product Overview

AP2610 4-Port VoIP Gateway

- H.323/SIP Dual Concurrent VoIP Signaling Stack Embedded
- High Performance RISC & Programmable DSP Architecture
- Two(2) 10/100Mbps Fast Ethernet (IP Share ,etc)
- High Performance LAN-to-LAN Routing Capability
- G.711/G.726/G.723/G.729, T.38 Fax , VAD, etc
- Powerful Network Protocols (PPPoE, DHCP, Static Routing, etc)
- Firmware Upgradeable Architecture
- AP-SNMS(Smart Network Management System) for Large Scale Deployment
- Advanced Voice QoS Mechanism
- Light and Compact Design with Internal Power Supply
- One(1) VoIP Module Slots

Hardware Specification

AP2610 4-Port Analog VoIP Gateway

RISC
CPU

High-end
DSP

- **RISC Microprocessor Computing Power**
- **Up to 4 Port Analog VoIP Gateway**
- **One(1) VoIP Module Slots**
 - AP-AUDIO2 Card, 4-Port FXS Card, 4-Port FXO Card, 2-Port FXS 2-Port FXO Card, etc
- **Network Interface**
 - Two(2) 10/100Mbps Fast Ethernet (RJ45)
- **RS232C Console Interface**
- **Run LED, LAN LED, Port LEDs**
- **Internal Power Supply**

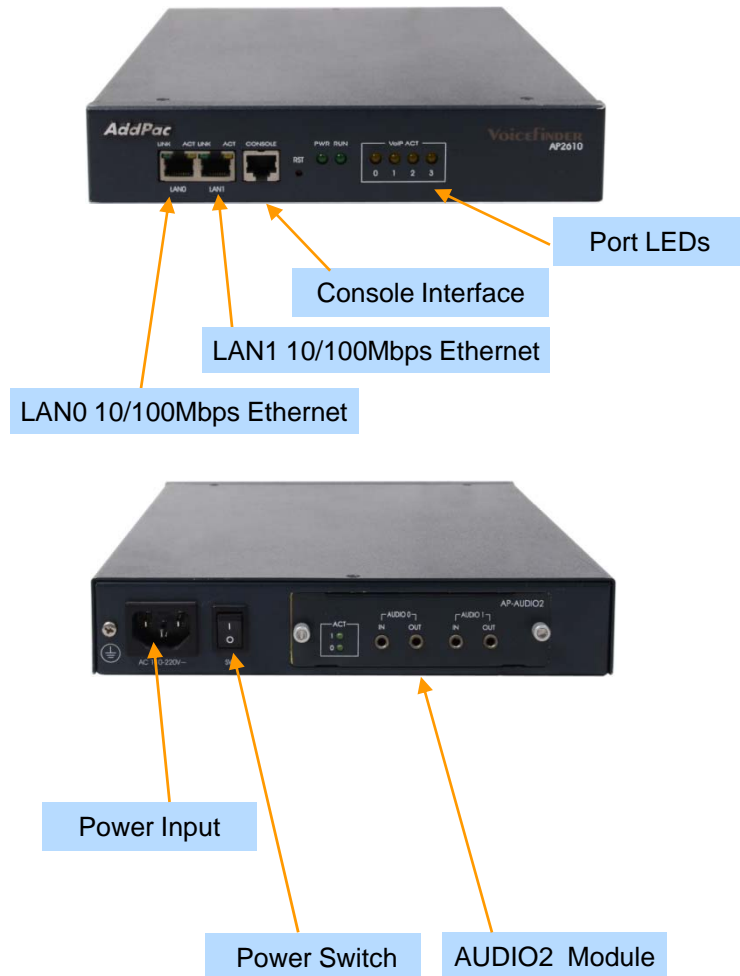
Hardware Specification

AP2610 4-Port Analog VoIP Gateway

Hardware Specifications


AP2610 VoIP Series	Basic Specifications
Voice Interface	One(1) VoIP Module Slot AP-AUDIO2, AP-FXS4, AP-FXO4, AP-FXS2O2, etc
Ethernet Interface	2-Ports 10/100Mbps Ethernet Interface(RJ-45)
Flash Memory	4Mbyte High-speed Flash Memory
Base Memory	32 Mbyte High-speed SDRAM
Power Requirement	Power Supply Adaptor / VAC 110~220V, 50/60Hz, 25Watt
Operating Temperature	0°C ~ 45°C (32 °F ~ 122°F)
Storage Temperature	-40°C ~ 85°C (-40°C ~ 185°F)
Relative Humidity	5% ~ 95% (Non-condensing)
Dimensions (H x W x D)	43 x 222 x 332(mm)

Network interface Configurations






VoIP Modules



Target :
AP2610, AP2620, AP1700

New VoIP Modules

DSP

Target	Voice Modules	Module Features	Module Picture
AP2610	AP-AUDIO2	VoIP Audio Module : 2-Pair Audio-In/Out Ports Voice Band IP Broadcasting	



AP-MA100

Acoustic Echo Cancellor Micro Phone Adaptor

Product Overview

AP-MA100 AEC Microphone Adaptor

- Acoustic Echo Canceller Micro Phone Adaptor Solution for Video Conference
- Wide band(16bits, 16kHz sampling) operation
- Support CNG(comport noise generation) to generate white noise
- Support double talk
- Noise reduction algorithm
- Support HDMI speaker mode & analog speaker mode
- S/W upgrade by y-modem protocol via RS232C
- Support CLI(Command Line Interface) to configure AEC parameters
- Mute button
- Compact Design & Still Chassis
- Phantom +48V Supply On/Off Control
- Various MIC Input Interface Support
- Power On/Off Switch

Hardware Specification

AP-MA100 AEC Microphone Adaptor

- DSP based Acoustic Echo Canceller Hardware Architecture
- Audio Mute Button Support
- Status LED (Mute)
- RS232C based Firmware Upgrade Architecture
- Compact Design & Still Chassis
- Power On/Off Switch
- Phantom +48V On/Off Switch
- Three(3) Type MIC Input Interface



Hardware Specification

AP-MA100 AEC Microphone Adaptor

Back Side



Audio Out & Power In Connector

Power On/Off Switch

Front Side



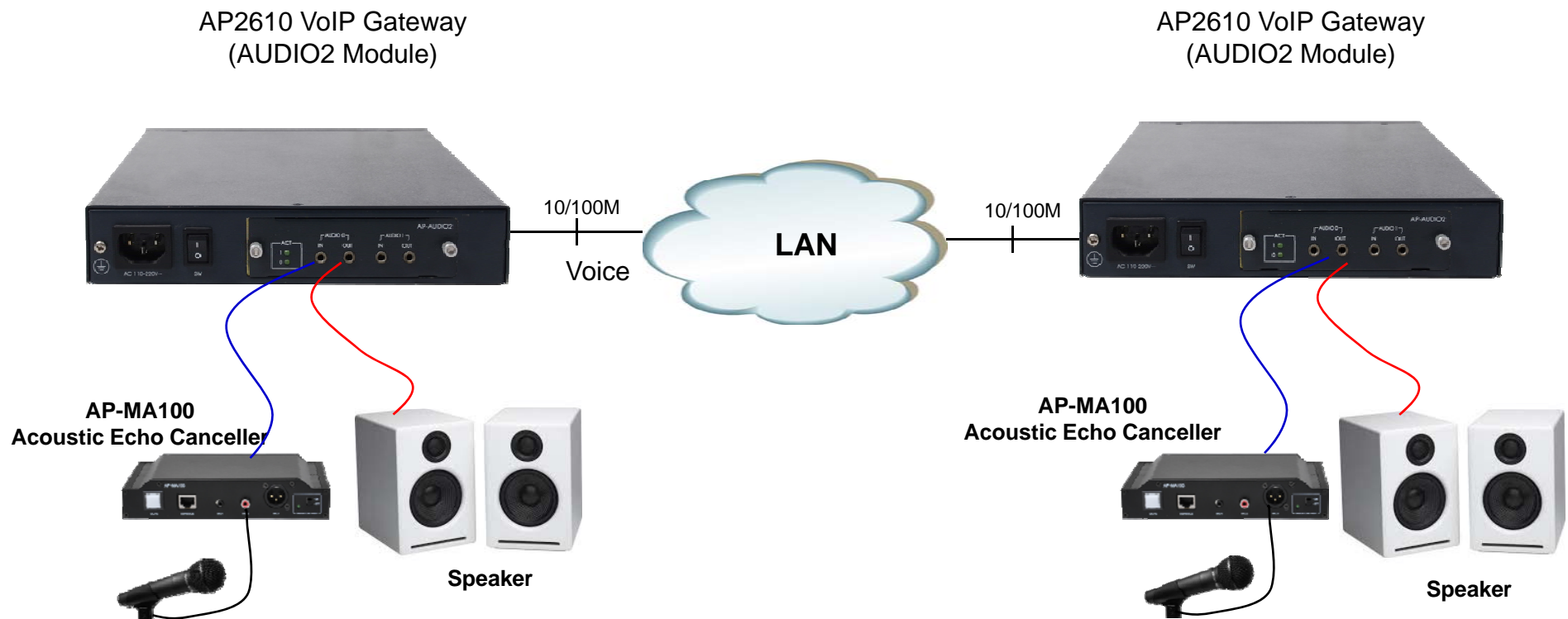
Audio Mute Button & LAMP

RS232C Port for Firmware Upgrade

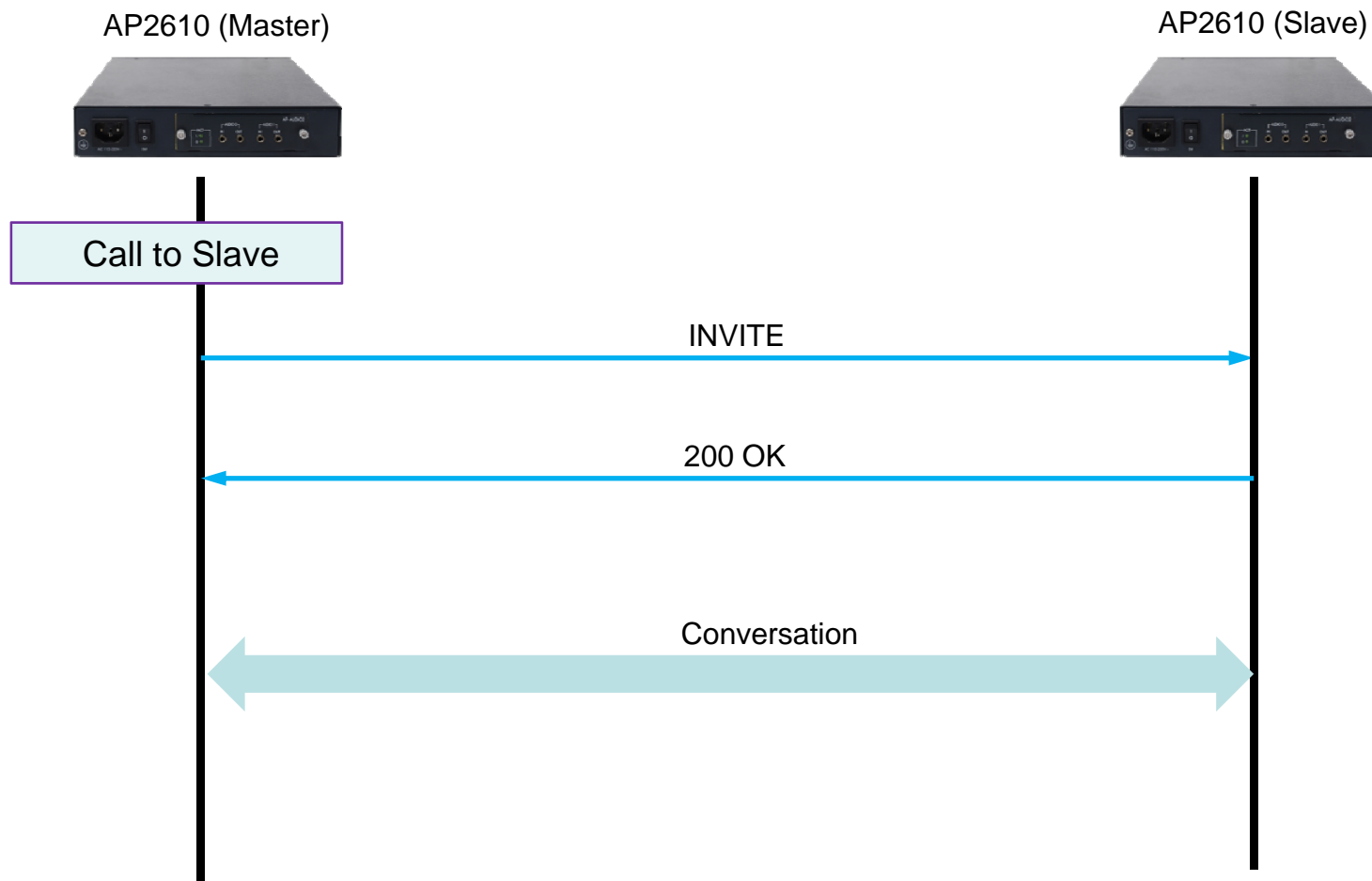
MIC Interface

Phantom +48V Interface

Network Service Diagram (Voice Path)



SIP VoIP Signaling for Call Connection





Thank you!

AddPac Technology Co., Ltd.
Sales and Marketing

Phone +82.2.568.3848 (KOREA)

FAX +82.2.568.3847 (KOREA)

E-mail : sales@addpac.com